

Electronic Parts/Components

28.5 ▲ **1.8** High 29.35 | Low 27.0 【+/-/X represent Up/Down/Not compared】

Company Information

Company Name	EVER OHMS TECHNOLOGY CO., LTD.
Spokesman	HUANG, HUNG-CHIEH
Website	http://www.everohms.com
Capital	NT 884,710,820
Main Business	manufacturing and selling chip resistors
Listing Date	2022/09/01
Industry	Electronic Parts/Components

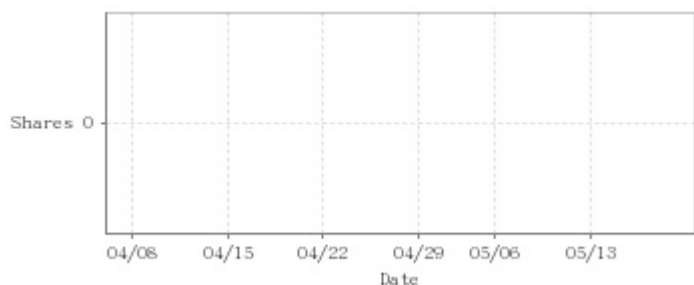
Price and Trade Information



Date	Closing Price	Trade Volume	Date	Closing Price	Trade Volume	Date	Closing Price	Trade Volume
5/17	28.5	1,815,654	5/3	24.1	66,120	4/18	23.85	13,000
5/16	26.7	346,525	5/2	23.95	48,018	4/17	23.95	29,000
5/15	27.45	283,735	4/30	23.7	65,100	4/16	23.85	31,001
5/14	27.7	304,612	4/29	24.0	30,002	4/15	24.3	13,020
5/13	28.6	765,633	4/26	24.0	25,005	4/12	24.4	18,622
5/10	28.0	1,086,103	4/25	23.9	28,000	4/11	24.5	42,000
5/9	28.95	1,696,863	4/24	23.85	85,000	4/10	24.3	25,000
5/8	28.75	2,031,404	4/23	23.5	55,000	4/9	23.95	63,000
5/7	29.15	3,342,029	4/22	23.45	40,010	4/8	24.05	26,000
5/6	26.5	918,993	4/19	23.8	43,107	4/3	24.2	11,050

Historical Trading Information

Securities Investment Trust Companies



Foreign Investors



Dealers



Date	Securities Investment Trust Companies Difference(+)/(-)	Dealers Difference(+)/(-)	Foreign Investors Difference(+)/(-)	Date	Securities Investment Trust Companies Difference(+)/(-)	Dealers Difference(+)/(-)	Foreign Investors Difference(+)/(-)
5/17	0	+3,060	+146,000	4/25	0	0	+2,000
5/16	0	+4,000	+40,000	4/24	0	0	-2,000
5/15	0	+5,000	+2,000	4/23	0	+1,000	+10,000
5/14	0	0	+7,000	4/22	0	0	+6,000
5/13	0	0	-18,000	4/19	0	-1,000	-7,000
5/10	0	0	-12,000	4/18	0	0	-2,000
5/9	0	0	+10,000	4/17	0	+1,000	-7,000
5/8	0	0	-107,000	4/16	0	0	-2,000
5/7	0	-1,000	+25,000	4/15	0	0	0
5/6	0	0	+8,000	4/12	0	0	0
5/3	0	-3,000	+4,000	4/11	0	-2,000	+10,000
5/2	0	+1,000	-1,000	4/10	0	-1,000	0
4/30	0	+3,000	-1,000	4/9	0	+3,000	-4,000
4/29	0	+1,000	+1,000	4/8	0	0	-9,000
4/26	0	0	0	4/3	0	0	0

Purchase on Margin



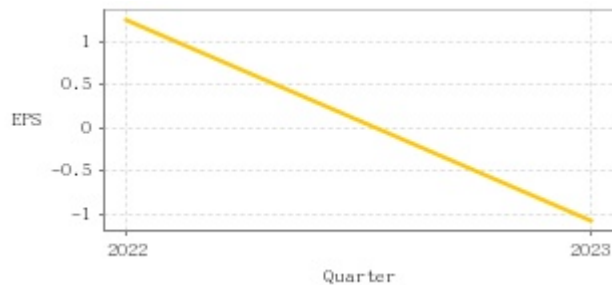
Short Sale



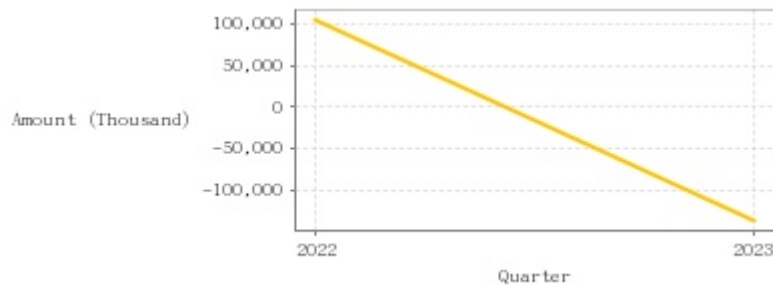
Date	Purchase on Margin	Short Sale	Date	Purchase on Margin	Short Sale	Date	Purchase on Margin	Short Sale
5/17	+203	+1	5/3	+15	0	4/18	+3	0
5/16	-23	0	5/2	+20	0	4/17	+2	0
5/15	-63	-3	4/30	+2	0	4/16	+7	0
5/14	-119	+3	4/29	0	0	4/15	+5	0
5/13	-39	0	4/26	0	0	4/12	0	0
5/10	+17	-1	4/25	0	0	4/11	+10	0
5/9	+101	+1	4/24	0	0	4/10	0	0
5/8	+4	-4	4/23	0	0	4/9	+5	0
5/7	+146	+4	4/22	0	0	4/8	+2	0
5/6	+141	0	4/19	0	0	4/3	0	0

Company Financials

EPS



Income from continuing operations before tax



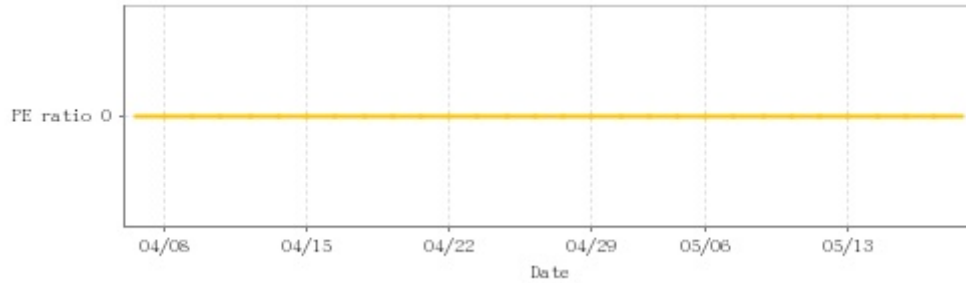
Quarter	Jan-Mar		Jan-Jun		Jan-Sep		Jan-Dec	
	EPS	Income from continuing operations before tax (Thousand)	EPS	Income from continuing operations before tax (Thousand)	EPS	Income from continuing operations before tax (Thousand)	EPS	Income from continuing operations before tax (Thousand)
2024	0.05	4,055	-	-	-	-	-	-
2023	-0.40	-39,218	-0.74	-71,178	-0.64	-64,621	-1.09	-136,883
2022	-	-	-	-	1.61	145,618	1.26	105,688

Monthly Revenue



Monthly	Monthly Revenue	Monthly	Monthly Revenue	Monthly	Monthly Revenue
2024/04	105,831,000	2023/04	61,508,000	2022/04	105,552,000
2024/03	96,421,000	2023/03	84,794,000	2022/03	125,779,000
2024/02	68,875,000	2023/02	70,483,000		
2024/01	90,982,000	2023/01	64,076,000		
2023/12	71,459,000	2022/12	72,738,000		
2023/11	77,680,000	2022/11	69,517,000		
2023/10	72,745,000	2022/10	67,890,000		
2023/09	82,046,000	2022/09	76,272,000		
2023/08	94,838,000	2022/08	75,439,000		
2023/07	92,633,000	2022/07	86,426,000		
2023/06	85,990,000	2022/06	96,250,000		
2023/05	84,547,000	2022/05	110,943,000		

PE ratio



Date	PE ratio	Date	PE ratio	Date	PE ratio
5/17	0.00	5/3	0.00	4/18	0.00
5/16	0.00	5/2	0.00	4/17	0.00
5/15	0.00	4/30	0.00	4/16	0.00
5/14	0.00	4/29	0.00	4/15	0.00
5/13	0.00	4/26	0.00	4/12	0.00
5/10	0.00	4/25	0.00	4/11	0.00
5/9	0.00	4/24	0.00	4/10	0.00
5/8	0.00	4/23	0.00	4/9	0.00
5/7	0.00	4/22	0.00	4/8	0.00
5/6	0.00	4/19	0.00	4/3	0.00

Announcements

(Please refer to [mops](#) for the most updated information)

Subject	Date
▶ Announcement of the board of directors approved the 2024Q1 consolidated financial report.	2024/05/07 18:12:14
▶ Announcement of the board of directors approved to convene the 2024 Annual General Shareholders' Meeting (add agenda)	2024/05/07 18:14:48
▶ Announcement of the board of directors approved to conduct a private placement of common shares for cash capital increase.	2024/05/07 18:25:59
▶ Announcement for the board of directors meeting date of the 2024Q1 financial report	2024/04/29 19:18:52
▶ Announcement of the board of directors approved the 2023 consolidated financial report.	2024/03/12 15:47:51

Corporate Action

Year	Shareholders' meeting date	Period	Cash dividends	Stock dividends
2023	2024/06/24	2023	0.00000	0.00000
2022	2023/05/31	2022	1.10000	0.00000
2021	2022/05/26	2021	1.60000	0.00000
2020	2021/07/02	2020	0.40000	0.00000
2019	2020/06/17	2019	0.00000	0.00000