

Shipping and Transportation

47.75 ▲ **2.8** High 49.3 | Low 44.95 **【+/-/X represent Up/Down/Not compared】**

Company Information

Company Name	TIGERAIR TAIWAN CO., LTD.
Spokesman	HSU,CHIH-YUAN
Website	https://www.tigerairtw.com
Capital	NT 4,490,000,000
Main Business	Tigerair Taiwan Co., Ltd.(the"Company")was founded in 2014.The Company primarily provides air transport services for passengers. Other operations include a)provision of cargo transport services b)provision of ground services
Listing Date	2023/08/15
Industry	Shipping and Transportation

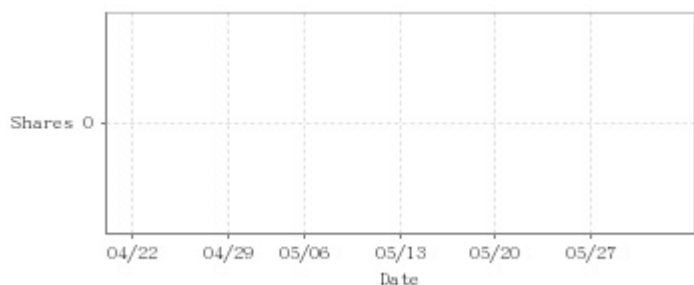
Price and Trade Information



Date	Closing Price	Trade Volume	Date	Closing Price	Trade Volume	Date	Closing Price	Trade Volume
5/31	47.75	2,604,243	5/17	44.5	661,903	5/3	37.25	1,253,350
5/30	44.95	1,262,510	5/16	44.25	710,230	5/2	37.05	940,380
5/29	44.8	952,704	5/15	43.8	1,617,800	4/30	36.0	498,985
5/28	44.1	686,077	5/14	44.15	1,482,600	4/29	36.3	908,404
5/27	42.9	542,010	5/13	45.3	2,186,977	4/26	35.7	1,905,330
5/24	42.85	713,542	5/10	43.6	1,782,274	4/25	34.4	398,554
5/23	42.2	704,509	5/9	43.55	2,104,556	4/24	34.7	809,174
5/22	43.0	292,500	5/8	42.6	1,381,153	4/23	33.8	278,118
5/21	42.8	959,102	5/7	40.8	2,336,661	4/22	33.35	406,012
5/20	43.35	1,477,116	5/6	40.95	5,800,780	4/19	33.25	416,050

Historical Trading Information

Securities Investment Trust Companies



Foreign Investors

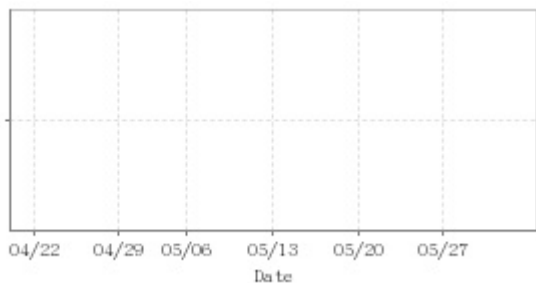


Dealers



Date	Securities Investment Trust Companies Difference(+)/(-)	Dealers Difference(+)/(-)	Foreign Investors Difference(+)/(-)	Date	Securities Investment Trust Companies Difference(+)/(-)	Dealers Difference(+)/(-)	Foreign Investors Difference(+)/(-)
5/31	0	-22,000	+1,101,000	5/10	0	-76,000	-223,000
5/30	0	-28,000	+27,000	5/9	0	-64,000	+135,819
5/29	0	-10,000	+74,000	5/8	0	-50,000	+4,000
5/28	0	-9,000	+40,000	5/7	0	+26,000	+219,000
5/27	0	-10,000	-15,000	5/6	0	-21,000	+408,000
5/24	0	-33,000	-32,000	5/3	0	0	-38,000
5/23	0	+12,000	-28,139	5/2	0	+3,000	-23,000
5/22	0	-19,000	-52,000	4/30	0	+27,000	-5,000
5/21	0	-12,000	+246,000	4/29	0	0	+56,000
5/20	0	-1,000	+90,000	4/26	0	-102,000	+292,000
5/17	0	-28,000	-32,000	4/25	0	-25,000	+38,000
5/16	0	+44,000	+105,000	4/24	0	-29,000	+49,000
5/15	0	-31,000	+20,000	4/23	0	+7,000	+83,000
5/14	0	+91,000	-450,000	4/22	0	+58,000	+167,000
5/13	0	-60,000	+543,501	4/19	0	+28,000	-81,000

Purchase on Margin



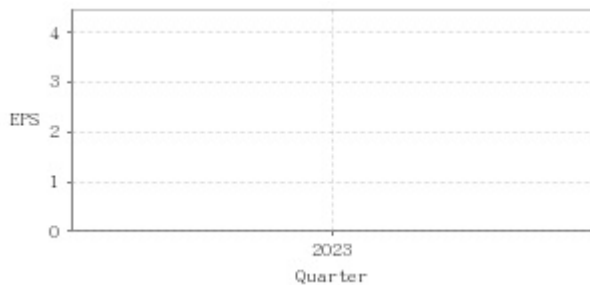
Short Sale



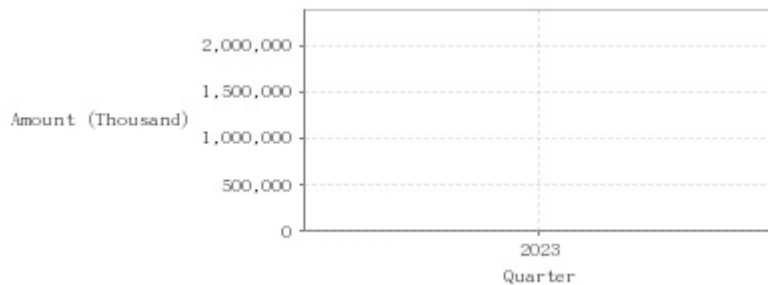
Date	Purchase on Margin	Short Sale	Date	Purchase on Margin	Short Sale	Date	Purchase on Margin	Short Sale
5/31	0	0	5/17	0	0	5/3	0	0
5/30	0	0	5/16	0	0	5/2	0	0
5/29	0	0	5/15	0	0	4/30	0	0
5/28	0	0	5/14	0	0	4/29	0	0
5/27	0	0	5/13	0	0	4/26	0	0
5/24	0	0	5/10	0	0	4/25	0	0
5/23	0	0	5/9	0	0	4/24	0	0
5/22	0	0	5/8	0	0	4/23	0	0
5/21	0	0	5/7	0	0	4/22	0	0
5/20	0	0	5/6	0	0	4/19	0	0

Company Financials

EPS

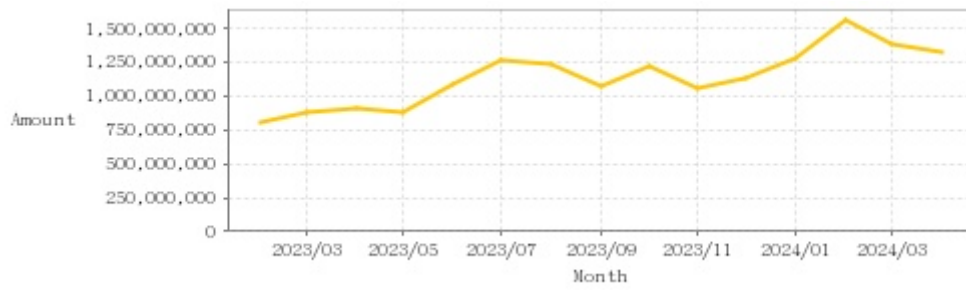


Income from continuing operations before tax



Quarter	Jan-Mar		Jan-Jun		Jan-Sep		Jan-Dec	
	EPS	Income from continuing operations before tax (Thousand)	EPS	Income from continuing operations before tax (Thousand)	EPS	Income from continuing operations before tax (Thousand)	EPS	Income from continuing operations before tax (Thousand)
2024	1.92	1,076,489	-	-	-	-	-	-
2023	-	-	-	-	3.19	1,680,265	4.27	2,288,039

Monthly Revenue



Monthly	Monthly Revenue	Monthly	Monthly Revenue
2024/04	1,327,308,000	2023/04	914,269,000
2024/03	1,388,462,000	2023/03	881,739,000
2024/02	1,568,367,000	2023/02	801,895,000
2024/01	1,289,683,000		
2023/12	1,140,392,000		
2023/11	1,058,516,000		
2023/10	1,220,180,000		
2023/09	1,073,509,000		
2023/08	1,238,666,000		
2023/07	1,263,840,000		
2023/06	1,090,801,000		
2023/05	881,939,000		

PE ratio



Date	PE ratio	Date	PE ratio	Date	PE ratio
5/31	9.49	5/17	8.85	5/3	9.15
5/30	8.94	5/16	8.80	5/2	9.10
5/29	8.91	5/15	8.71	4/30	8.85
5/28	8.77	5/14	8.78	4/29	8.92
5/27	8.53	5/13	11.13	4/26	8.77
5/24	8.52	5/10	10.71	4/25	8.45
5/23	8.39	5/9	10.70	4/24	8.53
5/22	8.55	5/8	10.47	4/23	8.30
5/21	8.51	5/7	10.02	4/22	8.19
5/20	8.62	5/6	10.06	4/19	8.17

Announcements

(Please refer to [mops](#) for the most updated information)

Subject	Date
▶ Announced that the Company obtained 2023 Internal Control Special Audit Report from CPA	2024/05/06 16:32:36
▶ TTW board of directors approved 2024 first quarter financial report	2024/05/03 16:33:24
▶ To announce the lease extension for two A320-232 (A320ceo) aircraft	2024/05/03 16:36:12
▶ Announcement for the Board meeting date of the First Quarter of 2024 Financial Report	2024/04/25 17:30:54
▶ TTW is invited to attend the investor conference held by TWSE	2024/04/01 16:56:30

Corporate Action

Year	Shareholders' meeting date	Period	Cash dividends	Stock dividends
2023	-	2023	0.00000	0.00000
2022	-	2022	0.00000	0.00000
2021	-	2021	0.00000	0.00000
2020	-	2020	0.00000	0.00000
2019	2020/06/30	2019	2.00000	0.00000