

Biotechnology and Medical Care

408.5 ▲ 20.5 High 423.5 | Low 389.0 【+/-/X represent Up/Down/Not compared】

## Company Information

Company Name	PHARMAESSENTIA CORP.
Spokesman	Ko-Chung Lin
Website	<a href="http://www.PharmaEssentia.com">http://www.PharmaEssentia.com</a>
Capital	NT 3,408,103,910
Main Business	PharmaEssentia was founded in 2003 by a group of Taiwanese-American Executives and high-ranking scientists coming from leading biotech and pharmaceutical companies in the US. PharmaEssentia Corporation aims to deliver efficacious, safe and cost-effective therapeutic products for the treatment of human disease. At PharmaEssentia, our mission is a never-ceasing commitment to the improvement of health and quality of life, with a goal to be the first biotech company that discover, develop, and manufacture new drugs in Taiwan, aiming for market in Europe and US.
Listing Date	2024/01/25
Industry	Biotechnology and Medical Care

## Price and Trade Information

Closing Price



Date	Closing Price	Trade Volume	Date	Closing Price	Trade Volume	Date	Closing Price	Trade Volume
5/17	408.5	14,981,908	5/3	309.0	1,589,347	4/18	302.0	1,249,214
5/16	388.0	7,474,599	5/2	299.5	1,250,710	4/17	307.0	3,250,887
5/15	353.0	4,450,245	4/30	293.5	913,869	4/16	303.5	2,132,768
5/14	346.5	5,454,872	4/29	296.0	1,185,305	4/15	314.0	1,601,747
5/13	319.5	870,541	4/26	285.5	825,666	4/12	320.5	1,588,766
5/10	312.5	515,738	4/25	288.5	1,219,130	4/11	323.0	1,206,923
5/9	310.5	564,060	4/24	300.0	1,363,140	4/10	328.0	1,352,774
5/8	316.0	745,710	4/23	287.5	899,054	4/9	326.0	1,348,568
5/7	315.5	1,097,718	4/22	288.0	1,435,876	4/8	325.0	1,495,023
5/6	315.0	2,489,545	4/19	285.5	3,334,209	4/3	323.0	1,509,546

## Historical Trading Information

### Securities Investment Trust Companies



### Foreign Investors



### Dealers



Date	Securities Investment Trust Companies Difference(+)/(-)	Dealers Difference(+)/(-)	Foreign Investors Difference(+)/(-)	Date	Securities Investment Trust Companies Difference(+)/(-)	Dealers Difference(+)/(-)	Foreign Investors Difference(+)/(-)
5/17	+172,000	+21,686	+3,655,470	4/25	+32,000	-2,402	-647,450
5/16	+20,000	+37,133	+2,533,450	4/24	0	+11,650	+310,124
5/15	0	+58,924	+849,957	4/23	0	+17,566	+63,840
5/14	+70,000	+49,678	+2,143,474	4/22	0	+13,928	-85,505
5/13	+114,000	-3,317	+141,538	4/19	0	-29,471	-757,214
5/10	0	+22,000	+5,961	4/18	0	-3,405	-36,490
5/9	0	-1,000	+46,238	4/17	0	-12,408	+310,655
5/8	0	+4,000	+69,543	4/16	0	-1,873	-202,071
5/7	+30,000	-2,668	+244,582	4/15	0	+136	-470,788
5/6	+260,000	-1,112	-32,908	4/12	0	-6,887	-147,546
5/3	0	-6,436	+285,893	4/11	0	-2,190	-242,574
5/2	0	+4,062	-227,652	4/10	0	+2,000	+343,944
4/30	0	+2,000	-14,682	4/9	+40,000	+3,112	+22,191
4/29	0	+6,787	+475,540	4/8	0	-8,106	+152,218
4/26	0	+311	-294,129	4/3	0	+1,017	-632,536

### Purchase on Margin



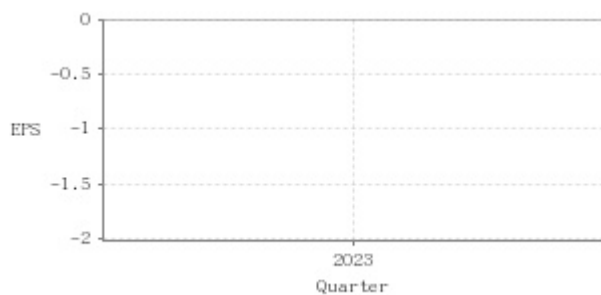
### Short Sale



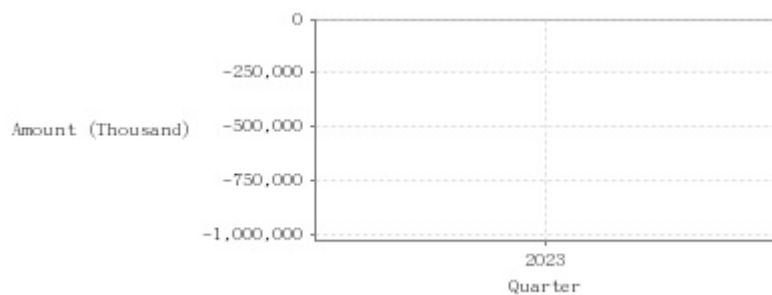
Date	Purchase on Margin	Short Sale	Date	Purchase on Margin	Short Sale	Date	Purchase on Margin	Short Sale
5/17	-50	+34	5/3	+242	+7	4/18	-11	-6
5/16	+75	+73	5/2	+38	+3	4/17	-6	+8
5/15	+48	-15	4/30	-16	+6	4/16	-8	+2
5/14	-5	+22	4/29	-23	+16	4/15	+50	-1
5/13	0	-5	4/26	+11	+4	4/12	-6	+1
5/10	-11	+1	4/25	+48	-6	4/11	-40	-2
5/9	+8	+2	4/24	-23	+6	4/10	+9	+1
5/8	+1	+10	4/23	-23	0	4/9	+46	+1
5/7	-38	-1	4/22	+22	+4	4/8	+17	0
5/6	-261	+5	4/19	+3	-2	4/3	+40	-4

## Company Financials

### EPS

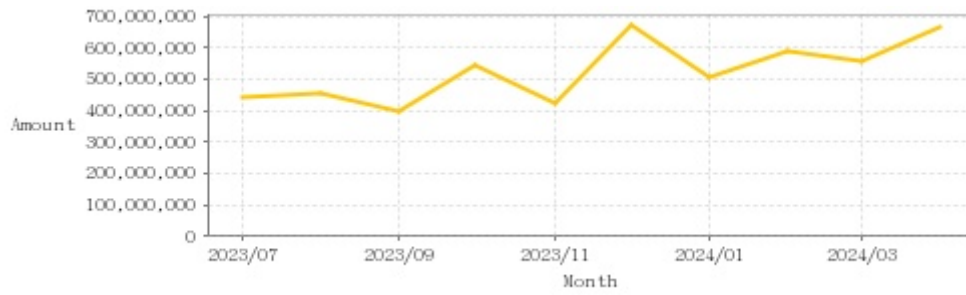


### Income from continuing operations before tax



Quarter	Jan-Mar		Jan-Jun		Jan-Sep		Jan-Dec	
	EPS	Income from continuing operations before tax (Thousand)	EPS	Income from continuing operations before tax (Thousand)	EPS	Income from continuing operations before tax (Thousand)	EPS	Income from continuing operations before tax (Thousand)
2024	1.00	334,603	-	-	-	-	-	-
2023	-	-	-	-	-	-	-1.93	-986,934

Monthly Revenue



Monthly	Monthly Revenue
2024/04	667,420,000
2024/03	558,040,000
2024/02	587,814,000
2024/01	507,585,000
2023/12	674,560,000
2023/11	424,890,000
2023/10	547,405,000
2023/09	401,815,000
2023/08	458,657,000
2023/07	445,805,000

PE ratio



Date	PE ratio	Date	PE ratio	Date	PE ratio
5/17	307.14	5/3	0.00	4/18	0.00
5/16	291.73	5/2	0.00	4/17	0.00
5/15	265.41	4/30	0.00	4/16	0.00
5/14	260.53	4/29	0.00	4/15	0.00
5/13	240.23	4/26	0.00	4/12	0.00
5/10	0.00	4/25	0.00	4/11	0.00
5/9	0.00	4/24	0.00	4/10	0.00
5/8	0.00	4/23	0.00	4/9	0.00
5/7	0.00	4/22	0.00	4/8	0.00
5/6	0.00	4/19	0.00	4/3	0.00

## Announcements

(Please refer to [mops](#) for the most updated information)

Subject	Date
▶ The Company to Attend First Securities' Investor Conference	2024/04/30 14:52:54
▶ The Board of Directors Approved 2024 Q1 Consolidated Financial Statements	2024/05/13 14:59:48
▶ The Board of Directors Approved the Redemption and Cancellation of the Employee Restricted Stock Awards (RSA) and the Record Date of Capital Reduction	2024/05/13 15:00:12
▶ The Company's Board of Directors Approved a Non-Binding Term Sheet for the Licensing and Distribution of BESREMi (Ropeginterferon alfa-2b) in Canada	2024/05/13 15:00:42
▶ Hong Kong Department of Health has Accepted the New Drug Registration of BESREMi (Ropeginterferon alfa-2b) for PV	2024/05/09 17:09:05

## Corporate Action

Year	Shareholders' meeting date	Period	Cash dividends	Stock dividends
2023	2024/05/27	2023	0.00000	0.00000
2022	2023/05/24	2022	0.00000	0.00000
2021	2022/05/27	2021	0.00000	0.00000
2020	2021/05/26	2020	0.00000	0.00000