

ISIN Code: **TW0004994009**

Information Service

65.8 ▲ **1.3** High 69.7 | Low 64.7 【+/-/X represent Up/Down/Not compared】

Company Information

Company Name	X-LEGEND ENTERTAINMENT CO. LTD
Spokesman	Chou Chiu-Mei
Website	www.x-legend.tw
Capital	NT 663,834,000
Main Business	The Company is primarily engaged in self-development and R&D, domestic operation and overseas licensing of online games and mobile games, namely, the digital games industry. The Company has successfully developed thirteen game series and operated the same online for more than fifteen years.
Listing Date	2013/12/25
Industry	Information Service

Price and Trade Information

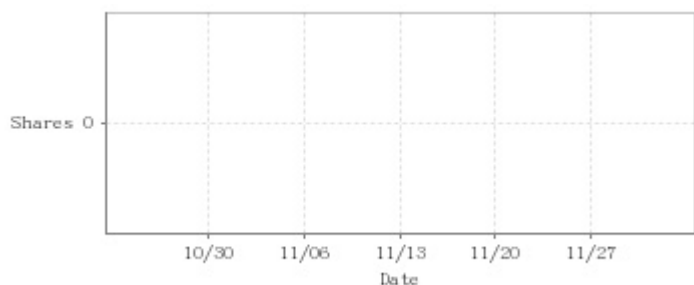
Closing Price



Date	Closing Price	Trade Volume	Date	Closing Price	Trade Volume	Date	Closing Price	Trade Volume
12/1	65.8	922,845	11/17	59.6	95,968	11/3	62.7	24,073
11/30	64.5	396,016	11/16	60.2	86,120	11/2	62.7	51,093
11/29	61.3	74,097	11/15	60.6	33,641	11/1	61.2	17,607
11/28	60.8	113,229	11/14	60.0	106,892	10/31	61.0	43,399
11/27	60.2	77,569	11/13	60.6	46,910	10/30	61.5	32,511
11/24	61.0	104,578	11/10	61.5	17,222	10/27	61.6	67,998
11/23	62.0	149,825	11/9	62.0	48,254	10/26	61.3	65,363
11/22	61.8	187,308	11/8	62.0	115,911	10/25	63.5	77,648
11/21	59.6	235,949	11/7	63.5	68,386	10/24	63.4	97,974
11/20	59.6	81,305	11/6	63.5	72,139	10/23	62.2	57,288

Historical Trading Information

Securities Investment Trust Companies



Foreign Investors



Dealers



Date	Securities Investment Trust Companies Difference(+)/(-)	Dealers Difference(+)/(-)	Foreign Investors Difference(+)/(-)	Date	Securities Investment Trust Companies Difference(+)/(-)	Dealers Difference(+)/(-)	Foreign Investors Difference(+)/(-)
12/1	0	0	-108,000	11/10	0	0	-5,000
11/30	0	-2,000	+42,000	11/9	0	-1,000	-8,000
11/29	0	0	+11,000	11/8	0	0	-30,000
11/28	0	-1,000	+1,000	11/7	0	0	+600
11/27	0	0	-21,000	11/6	0	-7,000	+5,000
11/24	0	0	+2,000	11/3	0	0	+4,000
11/23	0	-1,000	-4,000	11/2	0	0	+15,800
11/22	0	+1,000	+37,400	11/1	0	+5,000	-5,000
11/21	0	-1,000	-162,000	10/31	0	+1,000	-2,600
11/20	0	0	-46,000	10/30	0	0	-1,000
11/17	0	0	-55,000	10/27	0	+2,000	0
11/16	0	+1,000	-33,000	10/26	0	-1,000	-13,200
11/15	0	+3,000	-17,041	10/25	0	0	+8,000
11/14	0	+1,000	-55,000	10/24	0	-1,000	+28,000
11/13	0	+1,000	-14,000	10/23	0	+1,000	+26,000

Purchase on Margin



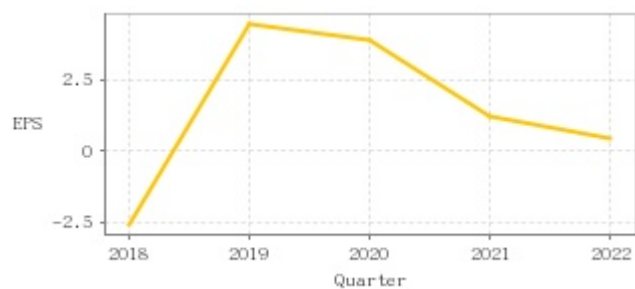
Short Sale



Date	Purchase on Margin	Short Sale	Date	Purchase on Margin	Short Sale	Date	Purchase on Margin	Short Sale
12/1	+90	+1	11/17	+8	0	11/3	0	0
11/30	+76	0	11/16	-1	0	11/2	0	0
11/29	+2	0	11/15	-1	0	11/1	0	0
11/28	+40	0	11/14	+12	-3	10/31	-1	0
11/27	+1	0	11/13	+2	0	10/30	0	0
11/24	+21	0	11/10	+1	0	10/27	+1	0
11/23	+14	0	11/9	-1	0	10/26	+2	-1
11/22	+12	0	11/8	-7	0	10/25	-2	+1
11/21	+10	0	11/7	+4	0	10/24	+6	+1
11/20	+5	0	11/6	+3	0	10/23	-4	0

Company Financials

EPS

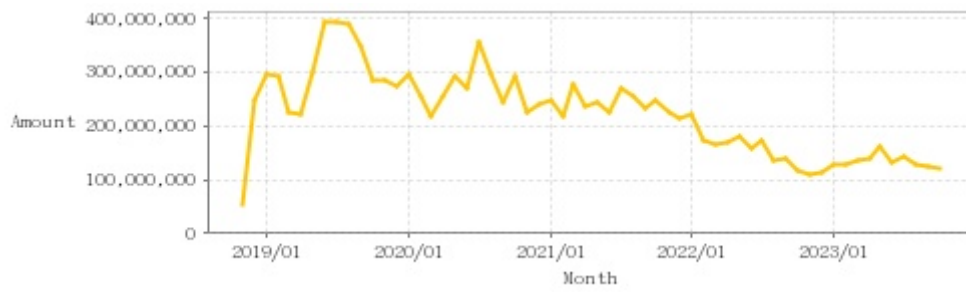


Income from continuing operations before tax



Quarter	Jan-Mar		Jan-Jun		Jan-Sep		Jan-Dec	
	EPS	Income from continuing operations before tax (Thousand)	EPS	Income from continuing operations before tax (Thousand)	EPS	Income from continuing operations before tax (Thousand)	EPS	Income from continuing operations before tax (Thousand)
2023	0.40	45,114	0.92	104,038	1.48	158,687	-	-
2022	0.49	53,445	0.51	53,993	0.58	67,496	0.48	59,361
2021	-0.01	6,742	0.32	43,101	1.16	136,449	1.23	142,559
2020	0.91	141,252	1.32	236,420	2.58	399,961	3.91	552,441
2019	1.52	197,339	1.99	283,106	3.34	484,184	4.48	621,311
2018	-0.74	-84,978	-1.18	-114,600	-1.71	-159,558	-2.60	-249,359

Monthly Revenue



Monthly	Monthly Revenue	Monthly	Monthly Revenue	Monthly	Monthly Revenue	Monthly	Monthly Revenue	Monthly	Monthly Revenue
2023/10	122,673,000	2022/10	115,690,000	2021/10	249,295,000	2020/10	294,508,000	2019/10	286,491,000
2023/09	125,618,000	2022/09	139,194,000	2021/09	234,330,000	2020/09	242,858,000	2019/09	347,372,000
2023/08	128,689,000	2022/08	137,315,000	2021/08	255,402,000	2020/08	296,617,000	2019/08	389,066,000
2023/07	142,640,000	2022/07	172,737,000	2021/07	270,558,000	2020/07	354,865,000	2019/07	394,769,000
2023/06	130,669,000	2022/06	157,515,000	2021/06	226,356,000	2020/06	270,159,000	2019/06	393,739,000
2023/05	161,613,000	2022/05	182,756,000	2021/05	243,547,000	2020/05	294,433,000	2019/05	301,559,000
2023/04	140,675,000	2022/04	171,231,000	2021/04	235,398,000	2020/04	255,388,000	2019/04	223,779,000
2023/03	135,281,000	2022/03	164,326,000	2021/03	276,336,000	2020/03	216,519,000	2019/03	227,329,000
2023/02	128,357,000	2022/02	174,379,000	2021/02	217,973,000	2020/02	257,244,000	2019/02	292,548,000
2023/01	127,353,000	2022/01	223,112,000	2021/01	248,635,000	2020/01	298,628,000	2019/01	295,873,000
2022/12	112,258,000	2021/12	214,002,000	2020/12	238,928,000	2019/12	273,962,000	2018/12	247,817,000
2022/11	109,376,000	2021/11	225,830,000	2020/11	226,290,000	2019/11	285,352,000	2018/11	54,264,000

PE ratio



Date	PE ratio	Date	PE ratio	Date	PE ratio
12/1	31.63	11/17	28.65	11/3	30.14
11/30	31.01	11/16	28.94	11/2	70.45
11/29	29.47	11/15	29.13	11/1	68.76
11/28	29.23	11/14	28.85	10/31	68.54
11/27	28.94	11/13	29.13	10/30	69.10
11/24	29.33	11/10	29.57	10/27	69.21
11/23	29.81	11/9	29.81	10/26	68.88
11/22	29.71	11/8	29.81	10/25	71.35
11/21	28.65	11/7	30.53	10/24	71.24
11/20	28.65	11/6	30.53	10/23	69.89

Announcements

(Please refer to [mops](#) for the most updated information)

Subject	Date
▶ Announcement of the resignation of director.	2023/11/10 17:02:47
▶ Announcement of the change of chief information security officer.	2023/11/10 17:03:41
▶ Announcement of the Company's unaudited consolidated profit and loss for October, 2023.	2023/11/06 17:16:03
▶ Announcement of the ratification of corporate governance officer approved by board of directors. (Supplementary of the announcement on 2023/09/11).	2023/11/03 14:30:54
▶ Announcement of the ratification of Internal audit officer approved by board of directors. (Supplementary of the announcement on 2023/10/06).	2023/11/03 14:35:13

Corporate Action

Year	Shareholders' meeting date	Period	Cash dividends	Stock dividends
2022	2023/05/31	2022	0.50000	0.00000
2021	2022/06/15	2021	1.50000	0.00000
2020	2021/06/23	2020	3.00000	0.00000
2019	2020/06/15	2019	0.00000	0.00000
2018	2019/06/20	2018	0.00000	0.00000