

ISIN Code: **KYG022421088**

Semiconductor

3150.0 ▼ **235.0** High 3435.0 | Low 3125.0 【+/-/X represent Up/Down/Not compared】

Company Information

Company Name	ALCHIP TECHNOLOGIES LIMITED
Spokesman	Daniel Wang
Website	www.alchip.com
Capital	NT 783,657,310
Main Business	Business- Alchip provides silicon design and manufacturing services for companies developing complex and high-volume system-on-chip (SoC) designs and ASIC Design Service Vision- Alchip is committed to partnering with our customers to deliver the most innovative solutions while minimizing risk and reducing costs. Our world class teams provide the fastest time-to-market SoC design & manufacturing solutions at aggressive price points so our customers can succeed in the increasingly competitive market. We have been able to help our customers and our partners grow, and we are highly focused on developing long term partnerships with our customers.
Listing Date	2014/10/28
Industry	Semiconductor

Price and Trade Information



Date	Closing Price	Trade Volume	Date	Closing Price	Trade Volume	Date	Closing Price	Trade Volume
4/8	3150.0	3,126,638	3/21	3395.0	3,420,229	3/7	3910.0	2,248,472
4/3	3385.0	1,093,667	3/20	3375.0	4,314,709	3/6	4085.0	1,662,011
4/2	3400.0	2,364,260	3/19	3305.0	4,854,578	3/5	4200.0	1,145,743
4/1	3420.0	1,777,210	3/18	3665.0	1,221,710	3/4	4200.0	2,522,648
3/29	3340.0	2,913,625	3/15	3605.0	4,532,653	3/1	4340.0	1,845,579
3/28	3165.0	2,269,542	3/14	3750.0	3,832,335	2/29	4140.0	2,423,551
3/27	3150.0	3,917,107	3/13	3410.0	3,212,652	2/27	3960.0	1,712,925
3/26	3340.0	2,147,782	3/12	3585.0	3,514,467	2/26	3975.0	1,346,397
3/25	3460.0	2,359,599	3/11	3750.0	2,216,264	2/23	3900.0	2,109,300
3/22	3450.0	2,714,244	3/8	3825.0	2,305,210	2/22	4015.0	2,105,158

Historical Trading Information

Securities Investment Trust Companies



Foreign Investors

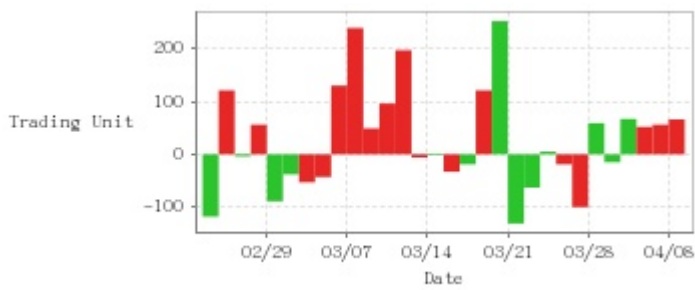


Dealers



Date	Securities Investment Trust Companies Difference(+)/(-)	Dealers Difference(+)/(-)	Foreign Investors Difference(+)/(-)	Date	Securities Investment Trust Companies Difference(+)/(-)	Dealers Difference(+)/(-)	Foreign Investors Difference(+)/(-)
4/8	-161,000	-8,217	-63,402	3/14	-18,091	+17,258	+124,289
4/3	-7,291	-3,185	-31,987	3/13	-223,841	-15,034	+184,255
4/2	-49,000	+8,113	-177,451	3/12	-152,341	+24,952	-402,698
4/1	+85,909	+36,953	-399,038	3/11	-122,997	-30,061	-144,640
3/29	+121,000	+19,054	-207,460	3/8	-193,656	-16,653	+1,330
3/28	-195,611	+4,705	+223,887	3/7	-375,483	-41,667	-281,442
3/27	-303,950	-56,041	+1,075,457	3/6	-167,365	-12,321	-142,225
3/26	-101,591	-6,927	-122,158	3/5	-81,274	-12,911	-38,129
3/25	-38,183	-9,427	-92,119	3/4	-212,668	+26,423	-31,087
3/22	-153,870	+6,238	+177,421	3/1	+27,268	+9,444	+243,115
3/21	-229,000	+1,343	+177,376	2/29	+34,468	+14,808	+283,370
3/20	+45,250	+39,455	+10,381	2/27	-54,719	-12,837	-108,029
3/19	-439,141	-12,186	+329,395	2/26	-34,813	-7,570	+90,867
3/18	-20,091	-7,230	-11,317	2/23	-2,000	+3,429	-58,198
3/15	+626,751	-33,065	-713,270	2/22	+5,000	-7,932	+356,017

Purchase on Margin



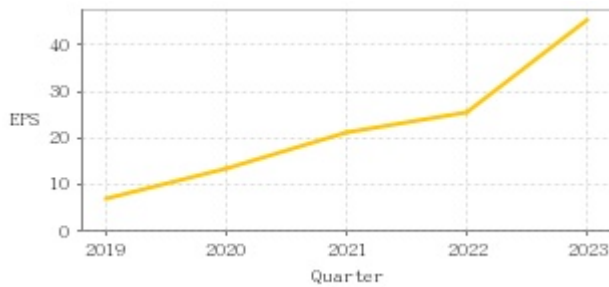
Short Sale



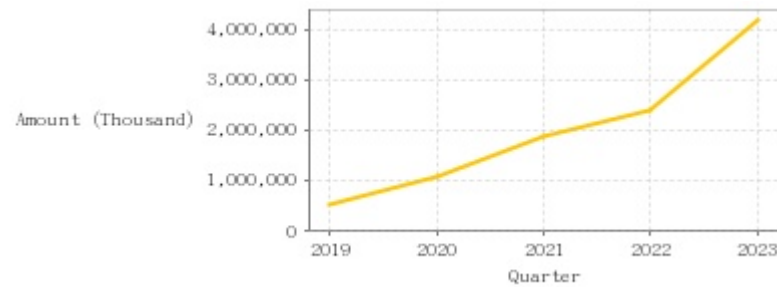
Date	Purchase on Margin	Short Sale	Date	Purchase on Margin	Short Sale	Date	Purchase on Margin	Short Sale
4/8	+66	-5	3/21	-131	-40	3/7	+239	-12
4/3	+56	+5	3/20	+252	-26	3/6	+130	-25
4/2	+52	+6	3/19	+121	-49	3/5	-43	-2
4/1	+67	+5	3/18	-19	-1	3/4	-53	-6
3/29	-15	+8	3/15	-33	-39	3/1	-38	-8
3/28	+59	+18	3/14	-2	+27	2/29	-89	+30
3/27	-100	0	3/13	-6	-10	2/27	+56	-16
3/26	-19	0	3/12	+197	-23	2/26	-4	0
3/25	+5	-11	3/11	+96	-16	2/23	+121	-9
3/22	-63	-57	3/8	+49	-15	2/22	-118	+1

Company Financials

EPS



Income from continuing operations before tax



Quarter	Jan-Mar		Jan-Jun		Jan-Sep		Jan-Dec	
	EPS	Income from continuing operations before tax (Thousand)	EPS	Income from continuing operations before tax (Thousand)	EPS	Income from continuing operations before tax (Thousand)	EPS	Income from continuing operations before tax (Thousand)
2023	8.09	729,127	18.25	1,650,636	30.31	2,785,594	45.47	4,197,664
2022	6.32	567,525	12.33	1,111,242	18.53	1,701,473	25.69	2,383,120
2021	5.68	507,650	11.22	1,012,892	16.34	1,460,564	21.34	1,901,065
2020	2.87	227,713	6.01	482,156	9.79	784,402	13.61	1,085,790
2019	1.66	120,232	2.93	205,886	4.86	353,717	7.20	525,283

Monthly Revenue



Monthly	Monthly Revenue	Monthly	Monthly Revenue	Monthly	Monthly Revenue	Monthly	Monthly Revenue	Monthly	Monthly Revenue
2024/02	3,243,256	2023/02	1,538,317	2022/02	886,744	2021/02	876,860	2020/02	501,419
2024/01	3,374,338	2023/01	1,632,410	2022/01	874,914	2021/01	748,874	2020/01	397,250
2023/12	3,510,037	2022/12	1,635,779	2021/12	793,411	2020/12	670,879	2019/12	573,929
2023/11	2,912,288	2022/11	1,764,891	2021/11	847,924	2020/11	662,483	2019/11	440,377
2023/10	2,837,433	2022/10	1,230,104	2021/10	841,759	2020/10	573,581	2019/10	416,935
2023/09	2,902,891	2022/09	1,464,348	2021/09	904,978	2020/09	652,246	2019/09	307,407
2023/08	2,465,370	2022/08	1,166,107	2021/08	840,549	2020/08	685,088	2019/08	310,718
2023/07	2,255,324	2022/07	950,674	2021/07	812,533	2020/07	656,117	2019/07	289,948
2023/06	2,609,723	2022/06	1,056,510	2021/06	797,577	2020/06	557,546	2019/06	222,480
2023/05	2,722,334	2022/05	1,006,161	2021/05	920,126	2020/05	555,764	2019/05	302,926
2023/04	2,607,936	2022/04	913,462	2021/04	1,008,533	2020/04	530,416	2019/04	337,276
2023/03	2,550,850	2022/03	854,680	2021/03	1,032,917	2020/03	621,679	2019/03	499,959

PE ratio



Date	PE ratio	Date	PE ratio	Date	PE ratio
4/8	70.41	3/21	75.88	3/7	106.51
4/3	75.66	3/20	75.44	3/6	111.28
4/2	75.99	3/19	73.87	3/5	114.41
4/1	76.44	3/18	81.92	3/4	114.41
3/29	74.65	3/15	80.58	3/1	118.22
3/28	70.74	3/14	83.82	2/29	112.78
3/27	70.41	3/13	76.22	2/27	107.87
3/26	74.65	3/12	80.13	2/26	108.28
3/25	77.34	3/11	102.15	2/23	106.24
3/22	77.11	3/8	104.19	2/22	109.37

Announcements

(Please refer to [mops](#) for the most updated information)

Subject	Date
▶ Announcement of procurement of machinery and equipment	2024/03/21 18:04:18
▶ Announce the un-audited financial data as per TWSE notice that the tranacions of Alchip stocks reach the announcement criterion.	2024/03/18 16:00:43
▶ Alchip Board of Directors Proposed Dividend Distribution	2024/03/01 14:54:44
▶ The Board approved the date,venue and relevant matters of 2024 Annual General Meeting	2024/03/01 16:31:36
▶ Announced specific information about new share issuance for global depositary receipts	2024/01/17 00:07:55

Corporate Action

Year	Shareholders' meeting date	Period	Cash dividends	Stock dividends
2023	2024/05/30	2023	22.71000	0.00000
2022	2023/06/09	2022	12.92000	0.00000
2021	2022/06/10	2021	11.14000	0.00000
2020	2021/06/11	2020	6.60000	0.00000
2019	2020/06/11	2019	3.50365	0.00000