

Electronic Parts/Components

68.0 ▲ 0.5 High 69.2 | Low 67.0

【+/-/X represent Up/Down/Not compared】

Company Information

Company Name	FSP TECHNOLOGY INC.
Spokesman	WenChun Yao
Website	https://www.fsp-group.com
Capital	NT 1,872,619,500
Main Business	FSP is a world leader in the design and production of Power Supply. Since the company's establishment in 1993, our outstanding management team has drawn together our R&D expertise, ample production capacity, and outstanding product quality. With our motto, "Service, Professionalism and Innovation", FSP aims to satisfy our customers' multiple requirements for Switching Power Supply, Industrial Power Supply, Open Frame, Adapter, Inverter as well as other customized models.
Listing Date	2002/10/16
Industry	Electronic Parts/Components
Investor Conference	WebPro link

Price and Trade Information



Date	Closing Price	Trade Volume	Date	Closing Price	Trade Volume	Date	Closing Price	Trade Volume
7/3	68.0	4,619,600	6/18	60.9	4,100,910	6/4	62.7	11,744,567
7/2	67.5	10,621,092	6/17	60.7	2,073,015	6/3	57.0	3,202,296
7/1	65.5	4,231,494	6/16	57.0	1,532,638	6/2	54.5	3,333,412
6/30	62.9	1,473,918	6/15	60.6	2,009,823	6/1	55.2	2,367,815
6/29	58.7	645,793	6/12	60.7	2,966,687	5/29	50.2	1,386,150
6/26	59.7	931,315	6/11	58.5	1,952,404	5/28	50.9	650,972
6/25	61.2	1,107,803	6/10	59.7	2,665,165	5/27	51.6	441,606
6/24	62.5	1,476,282	6/9	61.7	4,835,669	5/26	52.2	694,362
6/23	62.5	2,754,701	6/8	62.1	3,254,994	5/25	52.0	699,144
6/22	65.8	6,964,891	6/5	68.9	23,541,119	5/22	51.5	509,489

Historical Trading Information

Securities Investment Trust Companies



Foreign Investors



Dealers

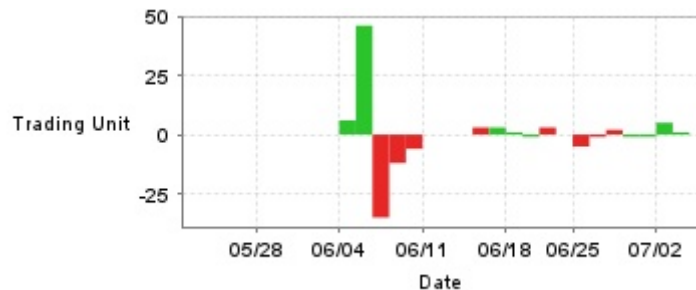


Date	Securities Investment Trust Companies Difference(+)/(-)	Dealers Difference(+)/(-)	Foreign Investors Difference(+)/(-)	Date	Securities Investment Trust Companies Difference(+)/(-)	Dealers Difference(+)/(-)	Foreign Investors Difference(+)/(-)
7/3	0	-5,754	-364,640	6/11	+44,000	-69,407	+510,767
7/2	-973	+23,483	-468,386	6/10	+33,000	-10,602	+148,965
7/1	+25,786	+3,754	+856,483	6/9	+7,000	-37,169	-237,683
6/30	+28,599	-1,473	+158,169	6/8	+43,000	-36,718	-148,000
6/29	+37,255	+4,263	-24,686	6/5	+26,000	+153,234	-755,100
6/26	0	-4,592	+263,569	6/4	+44,000	+102,344	-874,639
6/25	-1,000	-12,645	-186,772	6/3	+7,000	+26,855	+239,260
6/24	0	-31,276	-16,500	6/2	+106,000	+12,897	-660,194
6/23	-4,000	-14,434	-315,156	6/1	0	-38,005	+948,000
6/22	-5,000	-17,903	+1,925,000	5/29	+4,000	+60,000	-200,056
6/18	-5,000	+4,823	-916,896	5/28	+1,370	-1,269	+73,000
6/17	+7,000	-514	+488,780	5/27	0	0	-64,000
6/16	-34,755	-1,855	-207,682	5/26	-1,000	-2,000	+26,000
6/15	+40,000	-2,000	+178,602	5/25	+66,000	+2,000	+70,103
6/12	+15,493	+6,682	-446,610	5/22	+63,000	+3,000	+133,000

Purchase on Margin



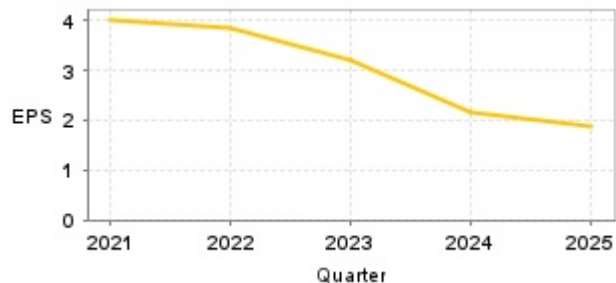
Short Sale



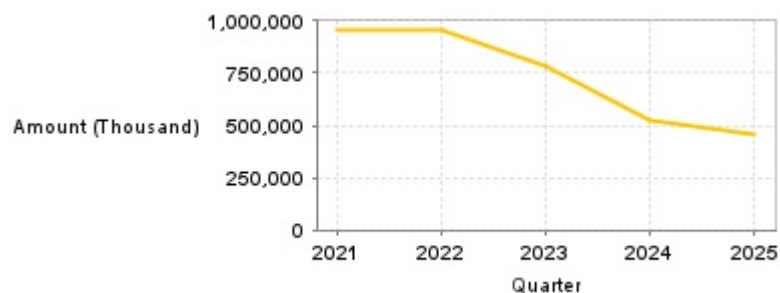
Date	Purchase on Margin	Short Sale	Date	Purchase on Margin	Short Sale	Date	Purchase on Margin	Short Sale
7/3	+263	+1	6/18	+222	+1	6/4	+470	+6
7/2	+753	+5	6/17	+87	+3	6/3	+125	0
7/1	+58	-1	6/16	+57	+3	6/2	-207	0
6/30	+69	-1	6/15	+10	0	6/1	+86	0
6/29	-42	+2	6/12	+167	0	5/29	+84	0
6/26	-50	-1	6/11	+31	0	5/28	-28	0
6/25	+59	-5	6/10	-171	-6	5/27	+41	0
6/24	-37	0	6/9	-445	-12	5/26	+35	0
6/23	-109	+3	6/8	-198	-35	5/25	+12	0
6/22	-114	-1	6/5	+511	+46	5/22	-6	0

Company Financials

EPS

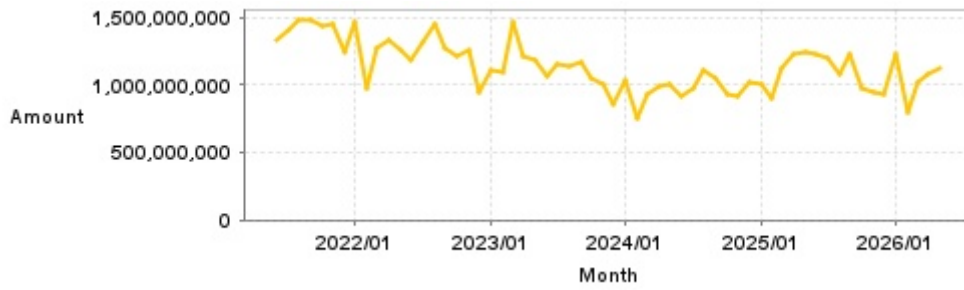


Income from continuing operations before tax



Quarter	Jan-Mar		Jan-Jun		Jan-Sep		Jan-Dec	
	EPS	Income from continuing operations before tax (Thousand)	EPS	Income from continuing operations before tax (Thousand)	EPS	Income from continuing operations before tax (Thousand)	EPS	Income from continuing operations before tax (Thousand)
2026	0.37	99,448	-	-	-	-	-	-
2025	0.20	60,585	0.40	108,000	1.58	391,847	1.86	458,394
2024	0.61	151,630	1.05	263,589	2.01	475,036	2.16	522,698
2023	0.45	130,189	1.12	301,247	3.10	740,439	3.20	782,509
2022	0.71	188,775	1.52	406,533	3.23	814,539	3.85	951,767
2021	0.70	181,189	1.50	395,922	3.00	750,832	4.03	960,600

Monthly Revenue



Monthly	Monthly Revenue	Monthly	Monthly Revenue	Monthly	Monthly Revenue	Monthly	Monthly Revenue	Monthly	Monthly Revenue
2026/05	1,114,721,000	2025/05	1,235,750,000	2024/05	1,004,793,000	2023/05	1,179,354,000	2022/05	1,256,825,000
2026/04	1,075,247,000	2025/04	1,232,249,000	2024/04	985,666,000	2023/04	1,209,480,000	2022/04	1,323,605,000
2026/03	1,010,996,000	2025/03	1,123,543,000	2024/03	930,684,000	2023/03	1,459,691,000	2022/03	1,271,230,000
2026/02	801,549,000	2025/02	906,992,000	2024/02	747,899,000	2023/02	1,096,075,000	2022/02	979,530,000
2026/01	1,232,574,000	2025/01	1,001,139,000	2024/01	1,026,205,000	2023/01	1,100,374,000	2022/01	1,466,256,000
2025/12	921,994,000	2024/12	1,018,577,000	2023/12	858,560,000	2022/12	949,818,000	2021/12	1,238,517,000
2025/11	944,976,000	2024/11	919,327,000	2023/11	1,001,427,000	2022/11	1,253,248,000	2021/11	1,451,434,000
2025/10	978,260,000	2024/10	935,103,000	2023/10	1,042,266,000	2022/10	1,205,695,000	2021/10	1,435,411,000
2025/09	1,227,991,000	2024/09	1,043,734,000	2023/09	1,167,968,000	2022/09	1,277,547,000	2021/09	1,485,066,000
2025/08	1,070,941,000	2024/08	1,108,854,000	2023/08	1,134,397,000	2022/08	1,453,851,000	2021/08	1,478,312,000
2025/07	1,195,369,000	2024/07	970,900,000	2023/07	1,153,939,000	2022/07	1,316,502,000	2021/07	1,411,090,000
2025/06	1,220,891,000	2024/06	908,522,000	2023/06	1,069,126,000	2022/06	1,185,762,000	2021/06	1,331,332,000

PE ratio



Date	PE ratio	Date	PE ratio	Date	PE ratio
7/3	33.50	6/18	30.00	6/4	30.89
7/2	33.25	6/17	29.90	6/3	28.08
7/1	32.27	6/16	28.08	6/2	26.85
6/30	30.99	6/15	29.85	6/1	27.19
6/29	28.92	6/12	29.90	5/29	24.73
6/26	29.41	6/11	28.82	5/28	25.07
6/25	30.15	6/10	29.41	5/27	25.42
6/24	30.79	6/9	30.39	5/26	25.71
6/23	30.79	6/8	30.59	5/25	25.62
6/22	32.41	6/5	33.94	5/22	25.37

Announcements

(Please refer to [mops](#) for the most updated information)

Subject	Date
▶ The Company will be invited to the Investors Online Conference hosted by the Cathay Securities Corporation	2026/06/24 14:15:04
▶ (Correction of the date of occurrence) Announced the resolution of the Company's Board of Directors to appoint members of the third "Nominating Committee"	2026/06/23 09:34:05
▶ Announced the resolution of the Company's Board of Directors to appoint members of the sixth "Remuneration Committee"	2026/06/22 14:04:41
▶ Announced the resolution of the Company's Board of Directors to appoint members of the third "Corporate Sustainability Committee"	2026/06/22 14:05:23
▶ Announce Announced the important resolutions of the Company's Annual General Shareholders Meeting for 2026.	2026/06/11 15:36:19

Corporate Action

Year	Shareholders' meeting date	Period	Cash dividends	Stock dividends
2025	-	2025	2.20000	0.00000
2024	-	2024	3.00000	0.00000
2023	-	2023	3.20000	0.00000
2022	-	2022	3.00000	0.00000
2021	-	2021	3.30000	0.00000