

UNIFORM INDUSTRIAL CORP.

ISIN Code: TW0002482007

Generated Date: 2026/06/21

Other Electronic

17.35 ▼ 0.05 High 17.7 | Low 17.35

【+/-/X represent Up/Down/Not compared】

Company Information

Company Name	UNIFORM INDUSTRIAL CORP.
Spokesman	Assets Lai
Website	https://uicpaymentsinc.com/
Capital	NT 778,827,110
Main Business	Uniform has been a leader in EC/DC and Videoconferencing solutions since its foundation in 1985. We design,develop and manufacture easy-to-use products that combine affordability and reliability with high quality performance. Our products and services help to link people from different locations,fast- track the traditional lines of communication and do better business.
Listing Date	2001/09/19
Industry	Other Electronic
Investor Conference	WebPro link

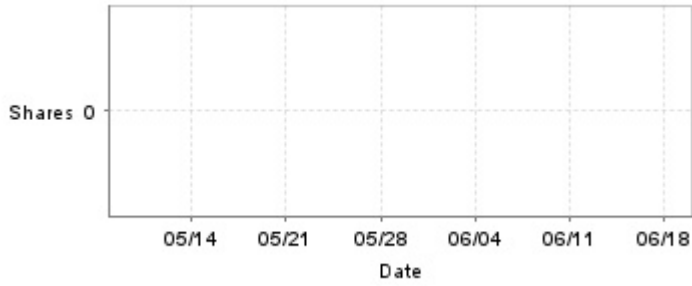
Price and Trade Information



Date	Closing Price	Trade Volume	Date	Closing Price	Trade Volume	Date	Closing Price	Trade Volume
6/18	17.35	206,148	6/4	17.2	176,949	5/21	16.3	94,130
6/17	17.4	487,955	6/3	17.35	479,674	5/20	16.15	57,507
6/16	16.85	103,999	6/2	17.05	320,203	5/19	16.4	66,911
6/15	16.9	286,862	6/1	16.75	376,290	5/18	16.3	135,890
6/12	16.6	95,821	5/29	16.25	239,343	5/15	16.2	236,065
6/11	16.35	154,818	5/28	16.25	251,134	5/14	16.35	289,580
6/10	16.6	218,869	5/27	16.3	174,845	5/13	16.25	178,484
6/9	16.7	140,585	5/26	16.7	95,371	5/12	16.55	293,286
6/8	16.7	276,127	5/25	16.85	298,883	5/11	16.75	132,444
6/5	17.3	319,373	5/22	16.9	281,322	5/8	16.7	165,268

Historical Trading Information

Securities Investment Trust Companies



Foreign Investors



Dealers

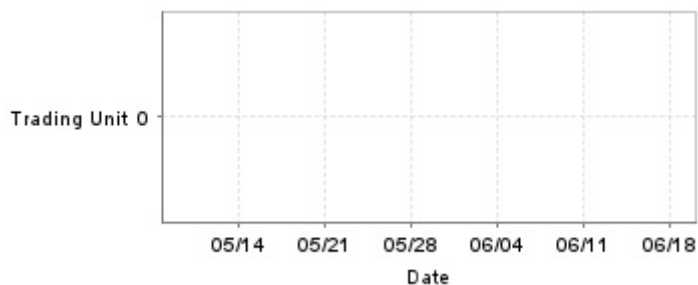


Date	Securities Investment Trust Companies Difference(+)/(-)	Dealers Difference(+)/(-)	Foreign Investors Difference(+)/(-)	Date	Securities Investment Trust Companies Difference(+)/(-)	Dealers Difference(+)/(-)	Foreign Investors Difference(+)/(-)
6/18	0	-1,733	+13,085	5/28	0	+280	+25,000
6/17	0	+3,354	+106,021	5/27	0	+1,196	-42,000
6/16	0	+496	-5,000	5/26	0	-476	-22,000
6/15	0	-1,381	+41,800	5/25	0	+489	-29,000
6/12	0	+1,147	-2,000	5/22	0	-5,110	+99,000
6/11	0	+2,107	-19,000	5/21	0	+5,193	+20,000
6/10	0	-334	-108,000	5/20	0	-357	-13,000
6/9	0	-230	-25,000	5/19	0	+696	+20,000
6/8	0	+14	-22,000	5/18	0	-911	-3,900
6/5	0	-1,088	+20,000	5/15	0	+9	-93,890
6/4	0	-735	-5,000	5/14	0	-9	+34,000
6/3	0	+899	+50,000	5/13	0	0	-26,000
6/2	0	-3,401	+24,000	5/12	0	-2,295	-37,000
6/1	0	+3,481	+89,000	5/11	0	-1,594	+36,020
5/29	0	-1,080	+19,000	5/8	0	-3,829	+30,500

Purchase on Margin



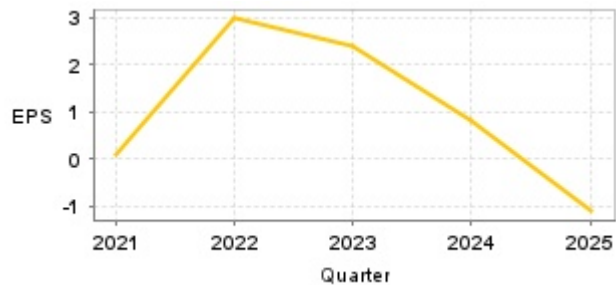
Short Sale



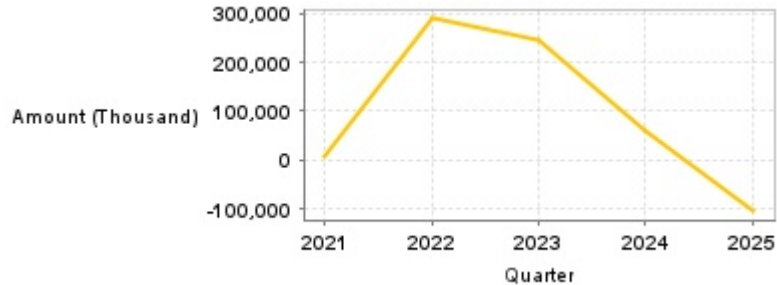
Date	Purchase on Margin	Short Sale	Date	Purchase on Margin	Short Sale	Date	Purchase on Margin	Short Sale
6/18	+21	0	6/4	-9	0	5/21	-5	0
6/17	-79	0	6/3	-11	0	5/20	-20	0
6/16	+3	0	6/2	+10	0	5/19	-3	0
6/15	-8	0	6/1	-41	0	5/18	-4	0
6/12	+28	0	5/29	+18	0	5/15	+43	0
6/11	+8	0	5/28	+23	0	5/14	-1	0
6/10	+4	0	5/27	+32	0	5/13	+7	0
6/9	+14	0	5/26	+5	0	5/12	+19	0
6/8	+41	0	5/25	+2	0	5/11	-1	0
6/5	-25	0	5/22	-43	0	5/8	+5	0

Company Financials

EPS

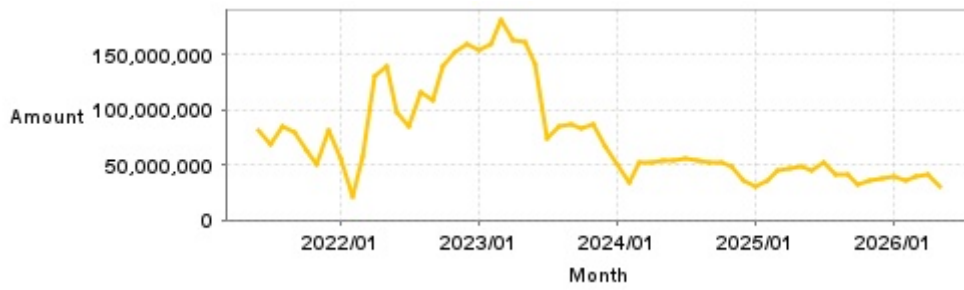


Income from continuing operations before tax



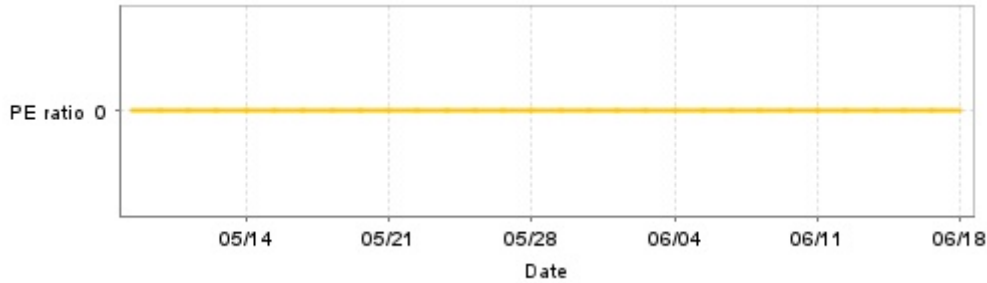
Quarter	Jan-Mar		Jan-Jun		Jan-Sep		Jan-Dec	
	EPS	Income from continuing operations before tax (Thousand)	EPS	Income from continuing operations before tax (Thousand)	EPS	Income from continuing operations before tax (Thousand)	EPS	Income from continuing operations before tax (Thousand)
2026	-0.23	-23,982	-	-	-	-	-	-
2025	-0.22	-21,584	-0.87	-83,720	-0.83	-77,403	-1.09	-102,605
2024	0.71	66,377	0.72	76,128	0.66	72,374	0.81	59,281
2023	1.12	112,178	2.36	239,457	2.43	254,645	2.40	244,601
2022	0.84	61,662	1.38	134,910	2.15	207,249	2.98	289,002
2021	-0.43	-29,548	-0.39	-26,942	-0.08	-5,470	0.11	8,834

Monthly Revenue



Monthly	Monthly Revenue	Monthly	Monthly Revenue	Monthly	Monthly Revenue	Monthly	Monthly Revenue	Monthly	Monthly Revenue
2026/05	30,189,000	2025/05	49,146,000	2024/05	54,279,000	2023/05	160,700,000	2022/05	139,424,000
2026/04	41,924,000	2025/04	47,189,000	2024/04	51,299,000	2023/04	162,578,000	2022/04	129,740,000
2026/03	38,717,000	2025/03	44,993,000	2024/03	52,901,000	2023/03	181,795,000	2022/03	57,328,000
2026/02	35,042,000	2025/02	35,401,000	2024/02	34,674,000	2023/02	159,426,000	2022/02	21,422,000
2026/01	40,124,000	2025/01	30,788,000	2024/01	50,585,000	2023/01	153,658,000	2022/01	56,257,000
2025/12	37,964,000	2024/12	36,190,000	2023/12	66,396,000	2022/12	159,535,000	2021/12	81,885,000
2025/11	35,710,000	2024/11	49,126,000	2023/11	86,216,000	2022/11	152,305,000	2021/11	49,843,000
2025/10	32,708,000	2024/10	51,537,000	2023/10	83,149,000	2022/10	138,693,000	2021/10	62,352,000
2025/09	41,752,000	2024/09	51,935,000	2023/09	86,223,000	2022/09	107,942,000	2021/09	78,982,000
2025/08	41,998,000	2024/08	53,067,000	2023/08	84,327,000	2022/08	114,766,000	2021/08	85,143,000
2025/07	52,308,000	2024/07	55,615,000	2023/07	73,902,000	2022/07	85,375,000	2021/07	67,775,000
2025/06	45,548,000	2024/06	54,784,000	2023/06	140,372,000	2022/06	98,334,000	2021/06	81,609,000

PE ratio



Date	PE ratio	Date	PE ratio	Date	PE ratio
6/18	0.00	6/4	0.00	5/21	0.00
6/17	0.00	6/3	0.00	5/20	0.00
6/16	0.00	6/2	0.00	5/19	0.00
6/15	0.00	6/1	0.00	5/18	0.00
6/12	0.00	5/29	0.00	5/15	0.00
6/11	0.00	5/28	0.00	5/14	0.00
6/10	0.00	5/27	0.00	5/13	0.00
6/9	0.00	5/26	0.00	5/12	0.00
6/8	0.00	5/25	0.00	5/11	0.00
6/5	0.00	5/22	0.00	5/8	0.00

Announcements

(Please refer to [mops](#) for the most updated information)

Subject	Date
▶ Announced the important resolutions of the 2026 Annual General Shareholders' Meeting.	2026/05/27 14:21:38
▶ Announcement of the List of Elected Independent Director for the re-election of the Company's 2026 Annual General Shareholders' Meeting.	2026/05/27 14:37:12
▶ Announcement of the 2026 Annual General Meeting to lift the Prohibition on Directors from Participation in Competitive Business.	2026/05/27 14:38:00
▶ Election of the Chairman of the Board of Directors	2026/05/27 14:39:24
▶ Announcement on the appointment of members of the 3rd Audit Committee.	2026/05/27 14:40:33

Corporate Action

Year	Shareholders' meeting date	Period	Cash dividends	Stock dividends
2025	2026/05/27	2025	0.10000	0.00000
2024	2025/05/28	2024	0.61000	0.00000
2023	2024/05/28	2023	1.00000	0.00000
2022	2023/06/07	2022	1.50000	0.00000
2021	2022/06/08	2021	0.00000	0.00000