

其他

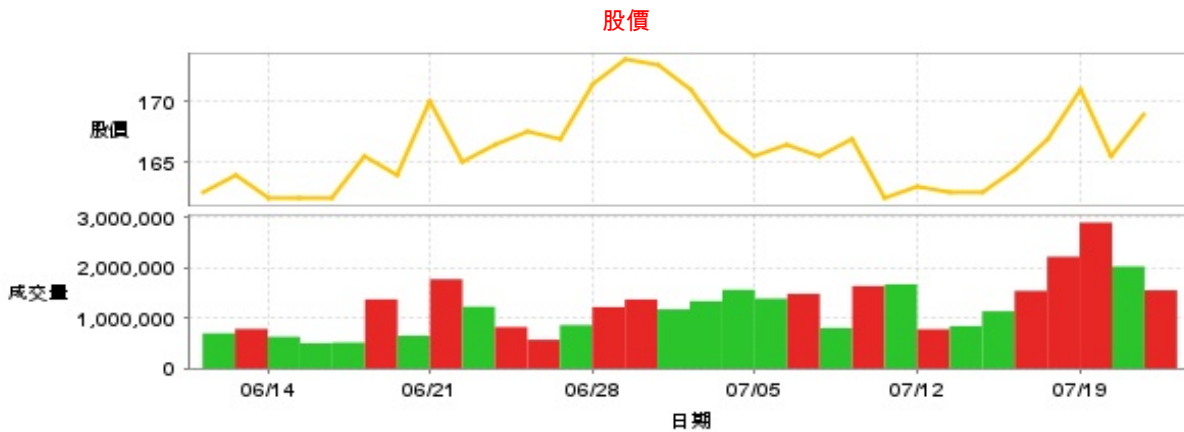
169.0 ▲ 3.5 最高170.0 | 最低
165.5

【+/-/X表示漲/跌/不比價】

公司基本資料

| | |
|--------|---------------------------------|
| 公司名稱 | 宏全國際股份有限公司 |
| 公司發言人 | 盧麒伊 |
| 公司網址 | www.honchuan.com |
| 實收資本額 | 新台幣 2,877,858,790 |
| 主要經營業務 | 塑蓋、鋁蓋、爪蓋、標籤、PET瓶、瓶胚 飲料充填代工業務 |
| 上市日期 | 2001/03/02 |
| 產業類別 | 其他 |

股價資訊

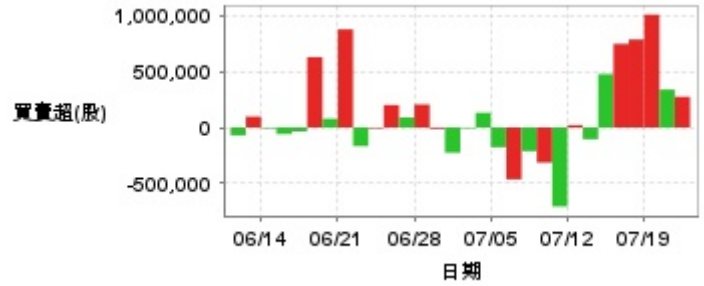


| 日期 | 收盤價 | 成交股數 | 日期 | 收盤價 | 成交股數 | 日期 | 收盤價 | 成交股數 |
|------|-------|-----------|------|-------|-----------|------|-------|-----------|
| 7/23 | 169.0 | 1,558,558 | 7/9 | 165.5 | 806,168 | 6/25 | 166.5 | 825,382 |
| 7/22 | 165.5 | 2,033,231 | 7/8 | 166.5 | 1,487,762 | 6/24 | 165.0 | 1,231,245 |
| 7/19 | 171.0 | 2,907,449 | 7/5 | 165.5 | 1,392,049 | 6/21 | 170.0 | 1,778,315 |
| 7/18 | 167.0 | 2,227,181 | 7/4 | 167.5 | 1,567,113 | 6/20 | 164.0 | 652,702 |
| 7/17 | 164.5 | 1,546,656 | 7/3 | 171.0 | 1,341,243 | 6/19 | 165.5 | 1,377,751 |
| 7/16 | 162.5 | 1,140,197 | 7/2 | 173.0 | 1,178,457 | 6/18 | 162.0 | 516,620 |
| 7/15 | 162.5 | 844,621 | 7/1 | 173.5 | 1,374,772 | 6/17 | 162.0 | 504,033 |
| 7/12 | 163.0 | 781,371 | 6/28 | 171.5 | 1,223,034 | 6/14 | 162.0 | 631,374 |
| 7/11 | 162.0 | 1,678,416 | 6/27 | 167.0 | 864,394 | 6/13 | 164.0 | 787,773 |
| 7/10 | 167.0 | 1,642,164 | 6/26 | 167.5 | 571,369 | 6/12 | 162.5 | 700,342 |

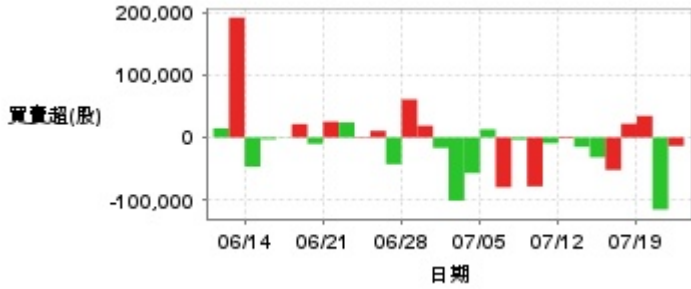
投信買賣超



外資及陸資買賣超



自營商買賣超



| 日期 | 投信買(+)/賣(-)超 | 自營商買(+)/賣(-)超 | 外資及陸資買(+)/賣(-)超 | 日期 | 投信買(+)/賣(-)超 | 自營商買(+)/賣(-)超 | 外資及陸資買(+)/賣(-)超 |
|------|--------------|---------------|-----------------|------|--------------|---------------|-----------------|
| 7/23 | +38,000 | -13,597 | +276,000 | 7/2 | -112,000 | -16,730 | -226,000 |
| 7/22 | -418,000 | -115,640 | +340,123 | 7/1 | +197,000 | +18,894 | -12,000 |
| 7/19 | -339,000 | +34,657 | +1,011,978 | 6/28 | +203,000 | +61,079 | +207,000 |
| 7/18 | -501,000 | +22,000 | +788,864 | 6/27 | -20,000 | -42,880 | +90,000 |
| 7/17 | -502,000 | -52,095 | +750,000 | 6/26 | -31,000 | +10,608 | +201,582 |
| 7/16 | -584,000 | -31,892 | +478,364 | 6/25 | -41,000 | +1,069 | -8,000 |
| 7/15 | -48,000 | -15,132 | -104,866 | 6/24 | -196,000 | +24,026 | -167,749 |
| 7/12 | +59,000 | +1,716 | +21,908 | 6/21 | -254,000 | +25,271 | +880,000 |
| 7/11 | +38,000 | -9,204 | -708,703 | 6/20 | -205,000 | -10,282 | +79,050 |
| 7/10 | +125,000 | -78,464 | -315,000 | 6/19 | -178,000 | +21,471 | +631,000 |
| 7/9 | +91,000 | -3,418 | -212,060 | 6/18 | -117,000 | -509 | -35,400 |
| 7/8 | +157,000 | -79,908 | -465,000 | 6/17 | -12,000 | -2,958 | -59,000 |
| 7/5 | -7,000 | +13,005 | -176,792 | 6/14 | -26,000 | -46,956 | -7,810 |
| 7/4 | +45,000 | -57,177 | +132,002 | 6/13 | -19,000 | +192,238 | +97,992 |
| 7/3 | -169,000 | -101,216 | -7,249 | 6/12 | -61,000 | +14,719 | -69,895 |

融資



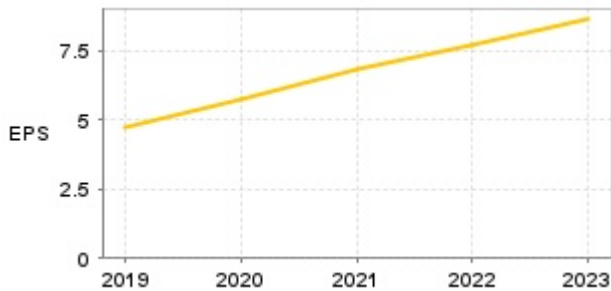
融券



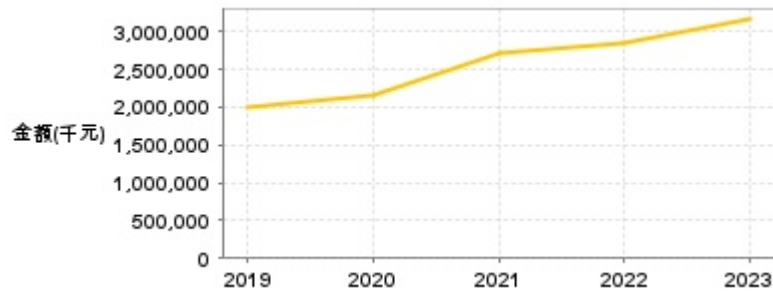
| 日期 | 融資張數 | 融券張數 | 日期 | 融資張數 | 融券張數 | 日期 | 融資張數 | 融券張數 |
|------|------|------|------|------|------|------|------|------|
| 7/23 | +7 | +2 | 7/9 | -13 | +1 | 6/25 | +5 | +1 |
| 7/22 | +6 | -2 | 7/8 | -56 | 0 | 6/24 | +36 | 0 |
| 7/19 | +6 | +2 | 7/5 | -28 | +3 | 6/21 | -97 | 0 |
| 7/18 | -3 | 0 | 7/4 | +4 | +4 | 6/20 | -1 | -3 |
| 7/17 | +4 | +2 | 7/3 | +44 | 0 | 6/19 | -77 | 0 |
| 7/16 | -7 | -6 | 7/2 | -22 | 0 | 6/18 | +1 | 0 |
| 7/15 | -14 | -2 | 7/1 | -78 | 0 | 6/17 | -2 | +1 |
| 7/12 | -25 | +2 | 6/28 | -22 | -4 | 6/14 | -113 | 0 |
| 7/11 | +18 | -2 | 6/27 | -11 | -1 | 6/13 | -63 | -2 |
| 7/10 | -37 | +5 | 6/26 | -18 | -1 | 6/12 | +7 | +2 |

公司財務資訊彙整

每股盈餘



繼續營業單位稅前淨利



| 年度 | 第一季 | | 半年度 | | 前三季 | | 全年度 | |
|-------|------|----------------|------|----------------|------|----------------|------|----------------|
| | 每股盈餘 | 繼續營業單位稅前淨利(千元) | 每股盈餘 | 繼續營業單位稅前淨利(千元) | 每股盈餘 | 繼續營業單位稅前淨利(千元) | 每股盈餘 | 繼續營業單位稅前淨利(千元) |
| 2024年 | 2.61 | 954,281 | - | - | - | - | - | - |
| 2023年 | 1.61 | 614,038 | 4.30 | 1,599,933 | 7.27 | 2,682,693 | 8.60 | 3,156,766 |
| 2022年 | 1.93 | 735,048 | 4.34 | 1,652,146 | 6.92 | 2,627,799 | 7.70 | 2,840,360 |
| 2021年 | 1.67 | 653,451 | 4.19 | 1,606,857 | 5.98 | 2,355,495 | 6.83 | 2,704,973 |
| 2020年 | 0.91 | 353,554 | 2.75 | 1,033,992 | 5.06 | 1,906,545 | 5.72 | 2,155,313 |
| 2019年 | 1.09 | 430,710 | 2.56 | 1,066,823 | 4.16 | 1,766,493 | 4.72 | 1,998,849 |

月營收



| 月 | 營收 | 月 | 營收 | 月 | 營收 | 月 | 營收 | 月 | 營收 |
|---------|---------------|---------|---------------|---------|---------------|---------|---------------|---------|---------------|
| 2024/06 | 2,477,273,000 | 2023/06 | 2,561,970,000 | 2022/06 | 2,352,601,000 | 2021/06 | 2,038,488,000 | 2020/06 | 1,800,921,000 |
| 2024/05 | 2,675,456,000 | 2023/05 | 2,435,259,000 | 2022/05 | 2,317,882,000 | 2021/05 | 2,021,324,000 | 2020/05 | 1,792,454,000 |
| 2024/04 | 2,342,504,000 | 2023/04 | 2,221,618,000 | 2022/04 | 1,905,835,000 | 2021/04 | 1,867,767,000 | 2020/04 | 1,719,648,000 |
| 2024/03 | 2,353,187,000 | 2023/03 | 2,244,120,000 | 2022/03 | 2,120,028,000 | 2021/03 | 1,986,770,000 | 2020/03 | 1,695,945,000 |
| 2024/02 | 1,807,564,000 | 2023/02 | 1,914,494,000 | 2022/02 | 1,529,128,000 | 2021/02 | 1,296,550,000 | 2020/02 | 1,166,670,000 |
| 2024/01 | 2,316,146,000 | 2023/01 | 1,907,806,000 | 2022/01 | 1,963,124,000 | 2021/01 | 1,842,024,000 | 2020/01 | 1,556,865,000 |
| 2023/12 | 1,898,895,000 | 2022/12 | 1,778,900,000 | 2021/12 | 1,626,329,000 | 2020/12 | 1,311,744,000 | 2019/12 | 1,487,124,000 |
| 2023/11 | 1,888,793,000 | 2022/11 | 1,808,977,000 | 2021/11 | 1,600,147,000 | 2020/11 | 1,406,017,000 | 2019/11 | 1,452,655,000 |
| 2023/10 | 1,965,561,000 | 2022/10 | 1,754,597,000 | 2021/10 | 1,602,020,000 | 2020/10 | 1,319,247,000 | 2019/10 | 1,455,158,000 |
| 2023/09 | 2,193,537,000 | 2022/09 | 2,206,489,000 | 2021/09 | 1,554,507,000 | 2020/09 | 1,735,994,000 | 2019/09 | 1,811,818,000 |
| 2023/08 | 2,696,900,000 | 2022/08 | 2,598,183,000 | 2021/08 | 1,864,782,000 | 2020/08 | 1,846,167,000 | 2019/08 | 2,041,330,000 |
| 2023/07 | 2,480,254,000 | 2022/07 | 2,360,564,000 | 2021/07 | 2,081,826,000 | 2020/07 | 1,996,576,000 | 2019/07 | 2,119,312,000 |

本益比



| 日期 | 本益比 | 日期 | 本益比 | 日期 | 本益比 |
|------|-------|------|-------|------|-------|
| 7/23 | 17.62 | 7/9 | 17.26 | 6/25 | 17.36 |
| 7/22 | 17.26 | 7/8 | 17.36 | 6/24 | 17.21 |
| 7/19 | 17.83 | 7/5 | 17.26 | 6/21 | 17.73 |
| 7/18 | 17.41 | 7/4 | 17.47 | 6/20 | 17.10 |
| 7/17 | 17.15 | 7/3 | 17.83 | 6/19 | 17.26 |
| 7/16 | 16.94 | 7/2 | 18.04 | 6/18 | 16.89 |
| 7/15 | 16.94 | 7/1 | 18.09 | 6/17 | 16.89 |
| 7/12 | 17.00 | 6/28 | 17.88 | 6/14 | 16.89 |
| 7/11 | 16.89 | 6/27 | 17.41 | 6/13 | 17.10 |
| 7/10 | 17.41 | 6/26 | 17.47 | 6/12 | 16.94 |

重大訊息

(詳細請參考 [MOPS](#) 網站)

| 主旨 | 發表時間 |
|--|---------------------|
| ▶ 補充公告本公司重要子公司印尼宏全(股)公司 興建廠房及設置生產線相關事宜 | 2024/07/10 16:29:57 |
| ▶ 本公司受邀參加兆豐證券所舉辦之線上法說會 | 2024/06/25 11:33:18 |
| ▶ 本公司受邀參加元大證券所舉辦之第二季投資論壇 | 2024/06/11 11:20:12 |
| ▶ 公告本公司113年股東常會重要決議事項 | 2024/05/31 16:03:50 |
| ▶ 公告更正本公司112年英文版股東會年報部分資訊 | 2024/05/31 16:06:00 |

配股配息

| 股利年度 | 股東會日期 | 期別 | 現金股利(元/股) | 盈餘配股(元/股) |
|------|------------|-----|-----------|-----------|
| 112 | - | 112 | 5.35000 | 0.00000 |
| 111 | - | 111 | 4.80000 | 0.00000 |
| 110 | - | 110 | 4.30000 | 0.00000 |
| 109 | - | 109 | 3.60000 | 0.00000 |
| 108 | 2020/06/19 | 108 | 3.00000 | 0.00000 |