

電子通路業

65.1 X 0.0 最高66.0 | 最低  
64.9

【+/-/X表示漲/跌/不比價】

## 公司基本資料

|        |                           |
|--------|---------------------------|
| 公司名稱   | 大聯大控股股份有限公司               |
| 公司發言人  | 袁興文                       |
| 公司網址   | www.WPGholdings.com       |
| 實收資本額  | 新台幣 16,790,568,330        |
| 主要經營業務 | 一般投資業<br>國際貿易業<br>產業控股公司業 |
| 上市日期   | 2005/11/09                |
| 產業類別   | 電子通路業                     |

## 股價資訊

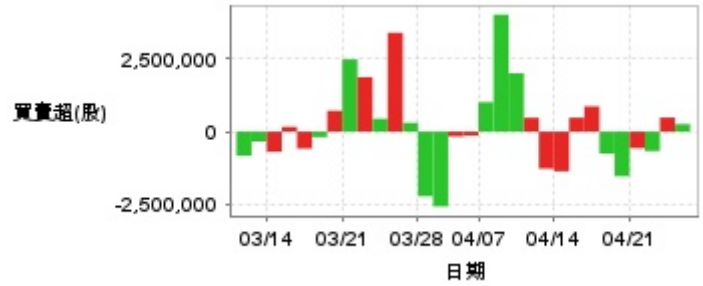


| 日期   | 收盤價  | 成交股數      | 日期   | 收盤價  | 成交股數       | 日期   | 收盤價  | 成交股數       |
|------|------|-----------|------|------|------------|------|------|------------|
| 4/24 | 65.1 | 2,651,120 | 4/10 | 57.7 | 1,721,464  | 3/25 | 65.1 | 6,136,483  |
| 4/23 | 65.1 | 3,044,115 | 4/9  | 52.5 | 12,488,527 | 3/24 | 65.3 | 4,786,157  |
| 4/22 | 63.1 | 4,638,697 | 4/8  | 56.1 | 13,995,507 | 3/21 | 65.0 | 13,096,145 |
| 4/21 | 64.0 | 2,721,958 | 4/7  | 57.6 | 1,877,213  | 3/20 | 65.3 | 4,619,538  |
| 4/18 | 63.6 | 2,978,274 | 4/2  | 64.0 | 2,209,235  | 3/19 | 65.2 | 5,574,868  |
| 4/17 | 64.6 | 3,096,472 | 4/1  | 63.2 | 2,855,473  | 3/18 | 66.2 | 4,487,482  |
| 4/16 | 65.2 | 3,980,443 | 3/31 | 62.0 | 6,542,414  | 3/17 | 65.6 | 3,011,873  |
| 4/15 | 65.0 | 6,114,593 | 3/28 | 64.2 | 4,031,014  | 3/14 | 65.2 | 4,364,717  |
| 4/14 | 63.3 | 8,279,600 | 3/27 | 65.5 | 4,700,964  | 3/13 | 65.1 | 3,374,124  |
| 4/11 | 59.6 | 5,805,399 | 3/26 | 66.1 | 5,544,991  | 3/12 | 65.1 | 3,646,811  |

投信買賣超



外資及陸資買賣超

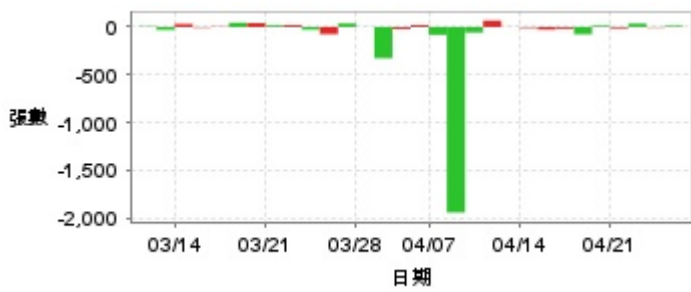


自營商買賣超

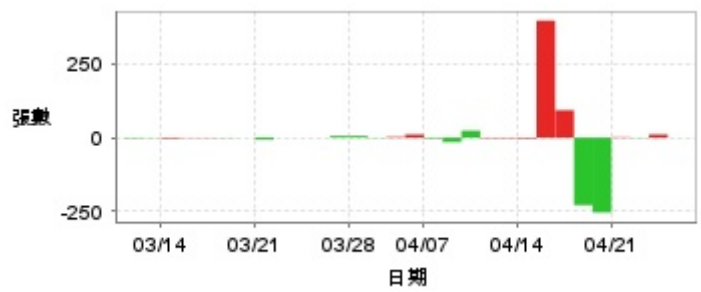


| 日期   | 投信買(+)/賣(-)超 | 自營商買(+)/賣(-)超 | 外資及陸資買(+)/賣(-)超 | 日期   | 投信買(+)/賣(-)超 | 自營商買(+)/賣(-)超 | 外資及陸資買(+)/賣(-)超 |
|------|--------------|---------------|-----------------|------|--------------|---------------|-----------------|
| 4/24 | -726,270     | +30,884       | +259,241        | 4/1  | -77,000      | +368,533      | -162,874        |
| 4/23 | -458,000     | +144,077      | +483,899        | 3/31 | -45,099      | +1,611,211    | -2,568,251      |
| 4/22 | -1,010,000   | +896,577      | -664,364        | 3/28 | +148,000     | +928,354      | -2,216,011      |
| 4/21 | +312,000     | +480,408      | -566,615        | 3/27 | -1,571,289   | +278,044      | +303,000        |
| 4/18 | -54,093      | +296,224      | -1,529,511      | 3/26 | -2,597,191   | +114,670      | +3,393,001      |
| 4/17 | -194,000     | +229,352      | -752,003        | 3/25 | -2,155,000   | +203,293      | +444,000        |
| 4/16 | -375,092     | +492,939      | +867,168        | 3/24 | -2,631,391   | +115,964      | +1,869,500      |
| 4/15 | -953,490     | +169,817      | +479,421        | 3/21 | -3,522,151   | +193,147      | +2,480,865      |
| 4/14 | -33,145      | -212,739      | -1,359,982      | 3/20 | -1,411,645   | +207,448      | +716,800        |
| 4/11 | +34,362      | +194,058      | -1,268,377      | 3/19 | -1,212,746   | +590,159      | -186,853        |
| 4/10 | 0            | -11,690       | +475,951        | 3/18 | +411,627     | -92,915       | -580,651        |
| 4/9  | -474,770     | +2,436,314    | +2,004,062      | 3/17 | -176,188     | +114,676      | +164,144        |
| 4/8  | -509,920     | +1,915,758    | +4,015,258      | 3/14 | -223,541     | +400,157      | -690,162        |
| 4/7  | 0            | -8,983        | +1,012,718      | 3/13 | -582,275     | +438,958      | -336,294        |
| 4/2  | -74,000      | +396,466      | -138,245        | 3/12 | -567,457     | +169,747      | -827,017        |

融資



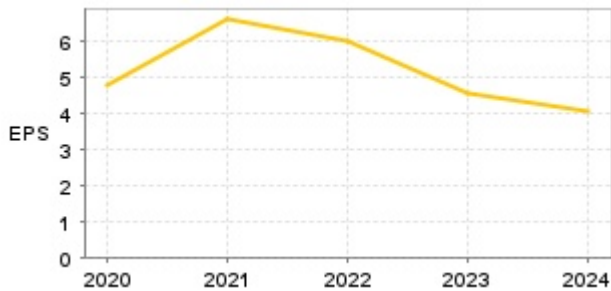
融券



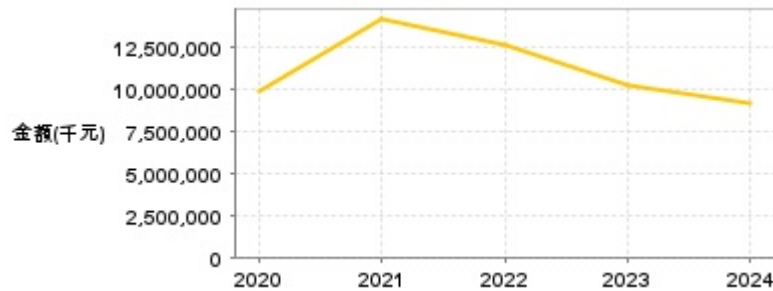
| 日期   | 融資張數 | 融券張數 | 日期   | 融資張數   | 融券張數 | 日期   | 融資張數 | 融券張數 |
|------|------|------|------|--------|------|------|------|------|
| 4/24 | +12  | 0    | 4/10 | +67    | -2   | 3/25 | -28  | 0    |
| 4/23 | -5   | +11  | 4/9  | -58    | +24  | 3/24 | +19  | 0    |
| 4/22 | +36  | -1   | 4/8  | -1,942 | -15  | 3/21 | +17  | -7   |
| 4/21 | -14  | +2   | 4/7  | -82    | -3   | 3/20 | +41  | 0    |
| 4/18 | +14  | -253 | 4/2  | +19    | +11  | 3/19 | +45  | -1   |
| 4/17 | -76  | -228 | 4/1  | -20    | +3   | 3/18 | +4   | -1   |
| 4/16 | -18  | +93  | 3/31 | -327   | +1   | 3/17 | -6   | -1   |
| 4/15 | -26  | +396 | 3/28 | -1     | +6   | 3/14 | +31  | -3   |
| 4/14 | -9   | -3   | 3/27 | +37    | +6   | 3/13 | -30  | -1   |
| 4/11 | -1   | -2   | 3/26 | -75    | 0    | 3/12 | +6   | -2   |

## 公司財務資訊彙整

每股盈餘



繼續營業單位稅前淨利



| 年度    | 第一季  |                | 半年度  |                | 前三季  |                | 全年度  |                |
|-------|------|----------------|------|----------------|------|----------------|------|----------------|
|       | 每股盈餘 | 繼續營業單位稅前淨利(千元) | 每股盈餘 | 繼續營業單位稅前淨利(千元) | 每股盈餘 | 繼續營業單位稅前淨利(千元) | 每股盈餘 | 繼續營業單位稅前淨利(千元) |
| 2024年 | 1.16 | 2,371,083      | 1.89 | 4,681,077      | 3.11 | 7,241,782      | 4.07 | 9,233,819      |
| 2023年 | 0.41 | 866,221        | 1.55 | 4,467,713      | 2.50 | 6,365,444      | 4.59 | 10,282,208     |
| 2022年 | 2.05 | 4,172,606      | 3.54 | 7,768,541      | 5.18 | 11,033,684     | 6.02 | 12,710,332     |
| 2021年 | 1.44 | 2,980,397      | 3.10 | 6,964,498      | 5.00 | 10,836,225     | 6.61 | 14,175,100     |
| 2020年 | 0.99 | 2,005,763      | 2.18 | 4,582,201      | 3.53 | 7,389,244      | 4.77 | 9,887,553      |

月營收



| 月       | 營收              | 月       | 營收             | 月       | 營收             | 月       | 營收             | 月       | 營收             |
|---------|-----------------|---------|----------------|---------|----------------|---------|----------------|---------|----------------|
| 2025/03 | 110,167,665,000 | 2024/03 | 70,192,226,000 | 2023/03 | 55,395,218,000 | 2022/03 | 80,045,742,000 | 2021/03 | 68,100,463,000 |
| 2025/02 | 72,838,266,000  | 2024/02 | 47,936,569,000 | 2023/02 | 45,293,691,000 | 2022/02 | 61,126,892,000 | 2021/02 | 47,682,421,000 |
| 2025/01 | 65,828,049,000  | 2024/01 | 63,774,812,000 | 2023/01 | 44,064,564,000 | 2022/01 | 68,692,434,000 | 2021/01 | 61,331,135,000 |
| 2024/12 | 83,582,273,000  | 2023/12 | 58,037,205,000 | 2022/12 | 58,681,251,000 | 2021/12 | 70,509,147,000 | 2020/12 | 54,996,325,000 |
| 2024/11 | 73,245,357,000  | 2023/11 | 62,682,034,000 | 2022/11 | 57,669,964,000 | 2021/11 | 69,325,198,000 | 2020/11 | 53,816,733,000 |
| 2024/10 | 74,834,650,000  | 2023/10 | 62,665,743,000 | 2022/10 | 61,011,133,000 | 2021/10 | 59,545,755,000 | 2020/10 | 50,553,966,000 |
| 2024/09 | 105,674,770,000 | 2023/09 | 70,923,189,000 | 2022/09 | 70,229,857,000 | 2021/09 | 73,876,307,000 | 2020/09 | 58,327,675,000 |
| 2024/08 | 84,847,757,000  | 2023/08 | 63,236,032,000 | 2022/08 | 65,325,978,000 | 2021/08 | 68,844,648,000 | 2020/08 | 54,352,682,000 |
| 2024/07 | 68,545,930,000  | 2023/07 | 53,195,403,000 | 2022/07 | 54,266,320,000 | 2021/07 | 59,168,492,000 | 2020/07 | 57,306,638,000 |
| 2024/06 | 72,396,689,000  | 2023/06 | 55,540,972,000 | 2022/06 | 68,284,883,000 | 2021/06 | 67,767,917,000 | 2020/06 | 47,346,786,000 |
| 2024/05 | 67,293,639,000  | 2023/05 | 53,731,110,000 | 2022/05 | 66,963,202,000 | 2021/05 | 66,085,397,000 | 2020/05 | 46,709,026,000 |
| 2024/04 | 68,283,038,000  | 2023/04 | 47,417,387,000 | 2022/04 | 63,807,643,000 | 2021/04 | 66,372,523,000 | 2020/04 | 55,754,407,000 |

本益比



| 日期   | 本益比   | 日期   | 本益比   | 日期   | 本益比   |
|------|-------|------|-------|------|-------|
| 4/24 | 15.10 | 4/10 | 13.39 | 3/25 | 15.10 |
| 4/23 | 15.10 | 4/9  | 12.18 | 3/24 | 15.15 |
| 4/22 | 14.64 | 4/8  | 13.02 | 3/21 | 15.08 |
| 4/21 | 14.85 | 4/7  | 13.36 | 3/20 | 15.15 |
| 4/18 | 14.76 | 4/2  | 14.85 | 3/19 | 15.13 |
| 4/17 | 14.99 | 4/1  | 14.66 | 3/18 | 15.36 |
| 4/16 | 15.13 | 3/31 | 14.39 | 3/17 | 15.22 |
| 4/15 | 15.08 | 3/28 | 14.90 | 3/14 | 15.13 |
| 4/14 | 14.69 | 3/27 | 15.20 | 3/13 | 15.10 |
| 4/11 | 13.83 | 3/26 | 15.34 | 3/12 | 15.10 |

## 重大訊息

(詳細請參考 [MOPS](#) 網站)

| 主旨                                   | 發表時間                |
|--------------------------------------|---------------------|
| ▶公告本公司公開收購華經資訊企業股份有限公司普通股之公開收購期間屆滿   | 2025/04/24 06:04:54 |
| ▶代子公司-世平興業(股)公司、友尚(股)公司公告董監派任事宜      | 2025/04/22 16:13:25 |
| ▶公告本公司公開收購華經資訊企業股份有限公司普通股，公開收購條件均已成就 | 2025/04/14 19:02:58 |
| ▶公告本公司114年3月份自結合併營收                  | 2025/04/10 15:07:04 |
| ▶公告本公司董事會決議分派普通股股利                   | 2025/04/10 18:11:56 |

## 配股配息

| 股利年度 | 股東會日期      | 期別  | 現金股利(元/股) | 盈餘配股(元/股) |
|------|------------|-----|-----------|-----------|
| 113  | 2025/05/28 | 113 | 3.20000   | 0.00000   |
| 112  | 2024/05/24 | 112 | 3.50000   | 0.00000   |
| 111  | 2023/05/31 | 111 | 3.85000   | 0.00000   |
| 110  | 2022/05/26 | 110 | 3.50000   | 0.00000   |
| 109  | 2021/06/23 | 109 | 3.10000   | 0.00000   |