

電子零組件業

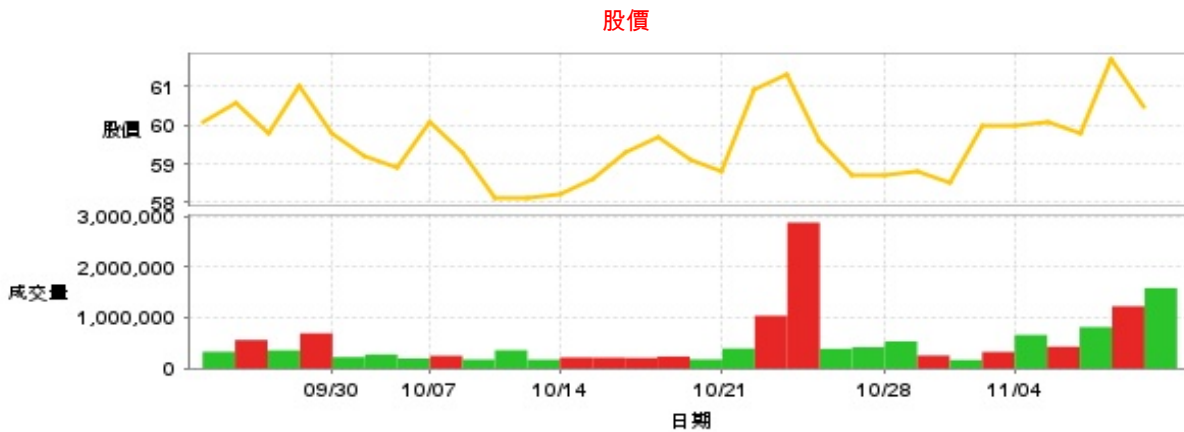
60.5 ▼ 1.2 最高61.7 | 最低  
59.2

【+/-/X表示漲/跌/不比價】

## 公司基本資料

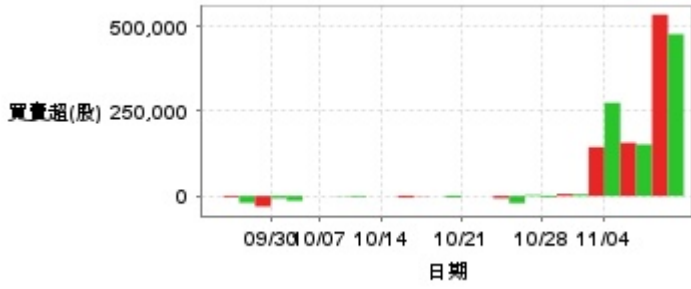
|        |                           |
|--------|---------------------------|
| 公司名稱   | 全漢企業股份有限公司                |
| 公司發言人  | 姚文鈞                       |
| 公司網址   | https://www.fsp-group.com |
| 實收資本額  | 新台幣 1,872,619,500         |
| 主要經營業務 | 電源供應器之製造銷售                |
| 上市日期   | 2002/10/16                |
| 產業類別   | 電子零組件業                    |

## 股價資訊

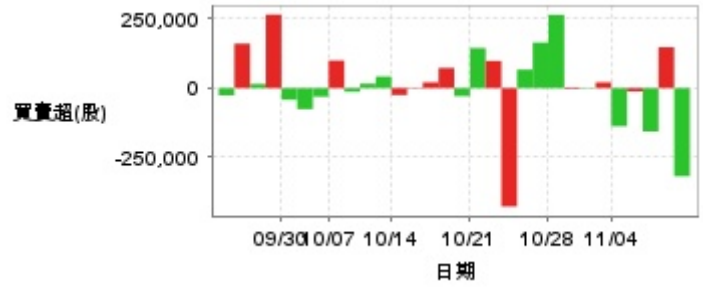


| 日期    | 收盤價  | 成交股數      | 日期    | 收盤價  | 成交股數      | 日期   | 收盤價  | 成交股數    |
|-------|------|-----------|-------|------|-----------|------|------|---------|
| 11/8  | 60.5 | 1,584,249 | 10/24 | 59.6 | 387,113   | 10/9 | 58.1 | 359,282 |
| 11/7  | 61.7 | 1,225,748 | 10/23 | 61.3 | 2,873,623 | 10/8 | 59.3 | 175,666 |
| 11/6  | 59.8 | 814,367   | 10/22 | 60.9 | 1,038,894 | 10/7 | 60.1 | 250,021 |
| 11/5  | 60.1 | 428,220   | 10/21 | 58.8 | 393,597   | 10/4 | 58.9 | 196,471 |
| 11/4  | 60.0 | 659,810   | 10/18 | 59.1 | 177,852   | 10/1 | 59.2 | 274,965 |
| 11/1  | 60.0 | 325,556   | 10/17 | 59.7 | 235,131   | 9/30 | 59.8 | 223,071 |
| 10/30 | 58.5 | 167,217   | 10/16 | 59.3 | 207,081   | 9/27 | 61.0 | 692,256 |
| 10/29 | 58.8 | 255,017   | 10/15 | 58.6 | 213,256   | 9/26 | 59.8 | 356,674 |
| 10/28 | 58.7 | 534,913   | 10/14 | 58.2 | 216,449   | 9/25 | 60.6 | 560,787 |
| 10/25 | 58.7 | 418,404   | 10/11 | 58.1 | 172,971   | 9/24 | 60.1 | 329,673 |

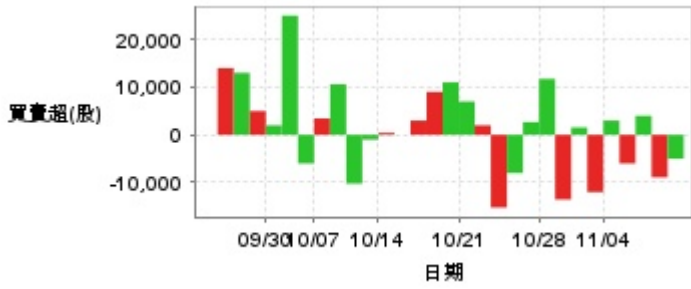
投信買賣超



外資及陸資買賣超



自營商買賣超

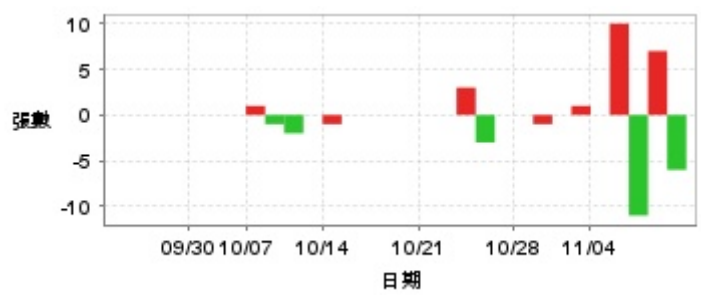


| 日期    | 投信買(+)/賣(-)超 | 自營商買(+)/賣(-)超 | 外資及陸資買(+)/賣(-)超 | 日期    | 投信買(+)/賣(-)超 | 自營商買(+)/賣(-)超 | 外資及陸資買(+)/賣(-)超 |
|-------|--------------|---------------|-----------------|-------|--------------|---------------|-----------------|
| 11/8  | +477,371     | -5,007        | -318,959        | 10/17 | 0            | +9,000        | +73,000         |
| 11/7  | +534,973     | -8,899        | +148,000        | 10/16 | -1,000       | +3,000        | +21,000         |
| 11/6  | +152,089     | +4,000        | -157,000        | 10/15 | -5,227       | 0             | -2,000          |
| 11/5  | +157,142     | -6,000        | -12,000         | 10/14 | 0            | +407          | -25,000         |
| 11/4  | +275,004     | +3,000        | -138,000        | 10/11 | 0            | -1,000        | +42,000         |
| 11/1  | +144,292     | -12,000       | +21,000         | 10/9  | -3,000       | -10,226       | +16,000         |
| 10/30 | +5,038       | +1,549        | +2,000          | 10/8  | -1,000       | +10,595       | -13,000         |
| 10/29 | +6,044       | -13,553       | -4,000          | 10/7  | 0            | +3,442        | +100,000        |
| 10/28 | -3,985       | +11,738       | +265,000        | 10/4  | 0            | -6,000        | -31,000         |
| 10/25 | +3,022       | +2,682        | +165,000        | 10/1  | -14,000      | +25,000       | -76,000         |
| 10/24 | -20,945      | -8,001        | +67,000         | 9/30  | -7,000       | +1,999        | -42,041         |
| 10/23 | -6,969       | -15,231       | -428,474        | 9/27  | -31,000      | +5,000        | +266,000        |
| 10/22 | 0            | +2,000        | +98,474         | 9/26  | -20,000      | +13,000       | +15,000         |
| 10/21 | 0            | +7,000        | +145,000        | 9/25  | -4,000       | +14,000       | +161,000        |
| 10/18 | -5,000       | +11,000       | -29,000         | 9/24  | 0            | +1            | -26,000         |

融資



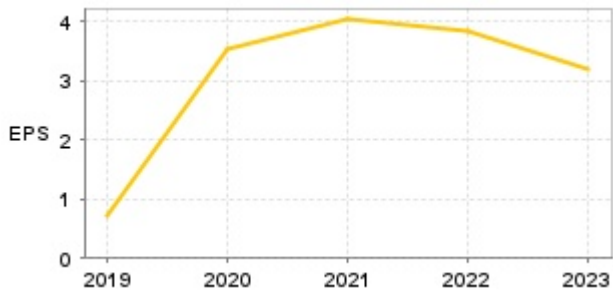
融券



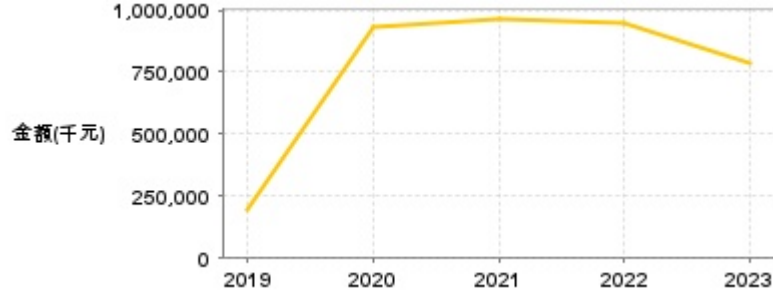
| 日期    | 融資張數 | 融券張數 | 日期    | 融資張數 | 融券張數 | 日期   | 融資張數 | 融券張數 |
|-------|------|------|-------|------|------|------|------|------|
| 11/8  | +173 | -6   | 10/24 | +4   | -3   | 10/9 | -17  | -2   |
| 11/7  | -39  | +7   | 10/23 | -112 | +3   | 10/8 | +5   | -1   |
| 11/6  | +40  | -11  | 10/22 | +191 | 0    | 10/7 | +22  | +1   |
| 11/5  | -30  | +10  | 10/21 | +19  | 0    | 10/4 | -6   | 0    |
| 11/4  | +27  | 0    | 10/18 | +35  | 0    | 10/1 | -9   | 0    |
| 11/1  | +13  | +1   | 10/17 | +64  | 0    | 9/30 | +12  | 0    |
| 10/30 | -8   | 0    | 10/16 | +22  | 0    | 9/27 | +47  | 0    |
| 10/29 | +18  | -1   | 10/15 | -31  | 0    | 9/26 | +3   | 0    |
| 10/28 | +12  | 0    | 10/14 | +16  | -1   | 9/25 | -71  | 0    |
| 10/25 | +10  | 0    | 10/11 | -11  | 0    | 9/24 | -14  | 0    |

## 公司財務資訊彙整

每股盈餘

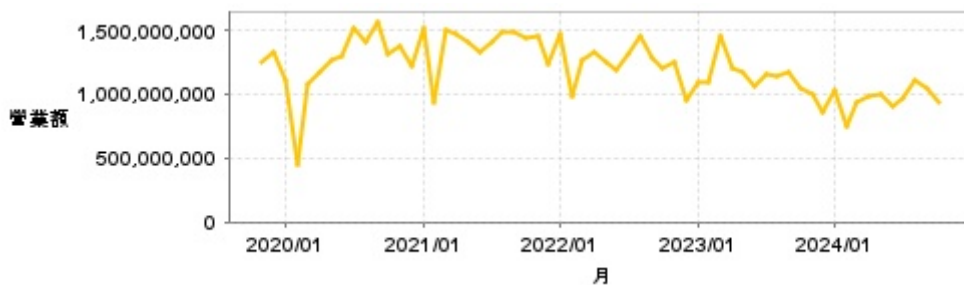


繼續營業單位稅前淨利



| 年度    | 第一季   |                | 半年度   |                | 前三季  |                | 全年度  |                |
|-------|-------|----------------|-------|----------------|------|----------------|------|----------------|
|       | 每股盈餘  | 繼續營業單位稅前淨利(千元) | 每股盈餘  | 繼續營業單位稅前淨利(千元) | 每股盈餘 | 繼續營業單位稅前淨利(千元) | 每股盈餘 | 繼續營業單位稅前淨利(千元) |
| 2024年 | 0.61  | 151,630        | 1.05  | 263,589        | 2.01 | 475,036        | -    | -              |
| 2023年 | 0.45  | 130,189        | 1.12  | 301,247        | 3.10 | 740,439        | 3.20 | 782,509        |
| 2022年 | 0.71  | 188,775        | 1.52  | 406,533        | 3.23 | 814,539        | 3.85 | 951,767        |
| 2021年 | 0.70  | 181,189        | 1.50  | 395,922        | 3.00 | 750,832        | 4.03 | 960,600        |
| 2020年 | -0.10 | -11,907        | 1.31  | 450,039        | 2.86 | 787,081        | 3.55 | 934,044        |
| 2019年 | -0.18 | -30,156        | -0.18 | -28,887        | 0.50 | 142,668        | 0.70 | 193,789        |

月營收



| 月       | 營收            | 月       | 營收            | 月       | 營收            | 月       | 營收            | 月       | 營收            |
|---------|---------------|---------|---------------|---------|---------------|---------|---------------|---------|---------------|
| 2024/10 | 935,103,000   | 2023/10 | 1,042,266,000 | 2022/10 | 1,205,695,000 | 2021/10 | 1,435,411,000 | 2020/10 | 1,314,660,000 |
| 2024/09 | 1,043,734,000 | 2023/09 | 1,167,968,000 | 2022/09 | 1,277,547,000 | 2021/09 | 1,485,066,000 | 2020/09 | 1,571,831,000 |
| 2024/08 | 1,108,854,000 | 2023/08 | 1,134,397,000 | 2022/08 | 1,453,851,000 | 2021/08 | 1,478,312,000 | 2020/08 | 1,414,143,000 |
| 2024/07 | 970,900,000   | 2023/07 | 1,153,939,000 | 2022/07 | 1,316,502,000 | 2021/07 | 1,411,090,000 | 2020/07 | 1,511,959,000 |
| 2024/06 | 908,522,000   | 2023/06 | 1,069,126,000 | 2022/06 | 1,185,762,000 | 2021/06 | 1,331,332,000 | 2020/06 | 1,300,152,000 |
| 2024/05 | 1,004,793,000 | 2023/05 | 1,179,354,000 | 2022/05 | 1,256,825,000 | 2021/05 | 1,400,075,000 | 2020/05 | 1,272,962,000 |
| 2024/04 | 985,666,000   | 2023/04 | 1,209,480,000 | 2022/04 | 1,323,605,000 | 2021/04 | 1,469,714,000 | 2020/04 | 1,178,676,000 |
| 2024/03 | 930,684,000   | 2023/03 | 1,459,691,000 | 2022/03 | 1,271,230,000 | 2021/03 | 1,505,716,000 | 2020/03 | 1,073,926,000 |
| 2024/02 | 747,899,000   | 2023/02 | 1,096,075,000 | 2022/02 | 979,530,000   | 2021/02 | 931,901,000   | 2020/02 | 450,704,000   |
| 2024/01 | 1,026,205,000 | 2023/01 | 1,100,374,000 | 2022/01 | 1,466,256,000 | 2021/01 | 1,510,954,000 | 2020/01 | 1,112,982,000 |
| 2023/12 | 858,560,000   | 2022/12 | 949,818,000   | 2021/12 | 1,238,517,000 | 2020/12 | 1,215,855,000 | 2019/12 | 1,326,702,000 |
| 2023/11 | 1,001,427,000 | 2022/11 | 1,253,248,000 | 2021/11 | 1,451,434,000 | 2020/11 | 1,375,613,000 | 2019/11 | 1,255,692,000 |

本益比



| 日期    | 本益比   | 日期    | 本益比   | 日期   | 本益比   |
|-------|-------|-------|-------|------|-------|
| 11/8  | 28.67 | 10/24 | 18.98 | 10/9 | 18.50 |
| 11/7  | 29.24 | 10/23 | 19.52 | 10/8 | 18.89 |
| 11/6  | 28.34 | 10/22 | 19.39 | 10/7 | 19.14 |
| 11/5  | 28.48 | 10/21 | 18.73 | 10/4 | 18.76 |
| 11/4  | 19.11 | 10/18 | 18.82 | 10/1 | 18.85 |
| 11/1  | 19.11 | 10/17 | 19.01 | 9/30 | 19.04 |
| 10/30 | 18.63 | 10/16 | 18.89 | 9/27 | 19.43 |
| 10/29 | 18.73 | 10/15 | 18.66 | 9/26 | 19.04 |
| 10/28 | 18.69 | 10/14 | 18.53 | 9/25 | 19.30 |
| 10/25 | 18.69 | 10/11 | 18.50 | 9/24 | 19.14 |

## 重大訊息

(詳細請參考 [MOPS](#) 網站)

| 主旨                                 | 發表時間                |
|------------------------------------|---------------------|
| ▶公告本公司113年第3季財務報告預計提報董事會召開日期       | 2024/10/28 14:55:58 |
| ▶公告本公司受邀參加國泰證券所舉辦之線上法說會            | 2024/09/26 14:49:37 |
| ▶公告本公司擬投資 宏齊永續氣候有限合夥 私募基金          | 2024/09/24 15:06:30 |
| ▶公告本公司處分旭隼科技股份有限公司普通股 一年內累計達新台幣三億元 | 2024/08/16 15:58:11 |
| ▶公告董事會重大決議事項                       | 2024/08/05 13:46:11 |

## 配股配息

| 股利年度 | 股東會日期      | 期別  | 現金股利(元/股) | 盈餘配股(元/股) |
|------|------------|-----|-----------|-----------|
| 112  | -          | 112 | 3.20000   | 0.00000   |
| 111  | -          | 111 | 3.00000   | 0.00000   |
| 110  | -          | 110 | 3.30000   | 0.00000   |
| 109  | -          | 109 | 3.00000   | 0.00000   |
| 108  | 2020/06/16 | 108 | 1.00000   | 0.00000   |