

貿易百貨

31.35 ▲ 0.1 最高31.8 | 最低  
31.1

【+/-/X表示漲/跌/不比價】

## 公司基本資料

|        |                        |
|--------|------------------------|
| 公司名稱   | 遠東百貨股份有限公司             |
| 公司發言人  | 湯治亞                    |
| 公司網址   | http://www.feds.com.tw |
| 實收資本額  | 新台幣 14,169,405,890     |
| 主要經營業務 | 買賣環球百貨及經營超級市場          |
| 上市日期   | 1978/10/11             |
| 產業類別   | 貿易百貨                   |

## 股價資訊

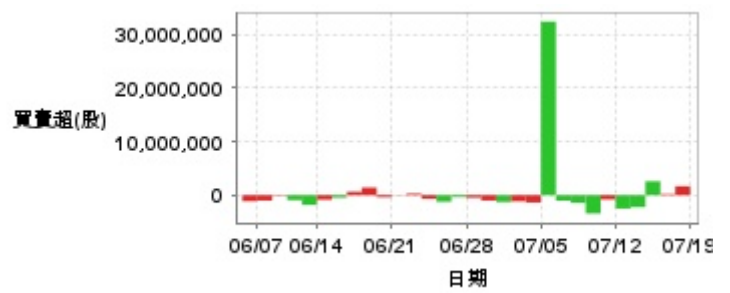


| 日期   | 收盤價   | 成交股數       | 日期   | 收盤價   | 成交股數      | 日期   | 收盤價   | 成交股數      |
|------|-------|------------|------|-------|-----------|------|-------|-----------|
| 7/18 | 31.35 | 5,496,065  | 7/4  | 35.45 | 3,077,333 | 6/20 | 33.6  | 4,432,411 |
| 7/17 | 31.25 | 2,751,401  | 7/3  | 35.3  | 3,930,951 | 6/19 | 33.55 | 6,187,613 |
| 7/16 | 31.1  | 11,141,864 | 7/2  | 34.9  | 3,647,074 | 6/18 | 32.6  | 4,143,940 |
| 7/15 | 32.85 | 8,808,482  | 7/1  | 34.95 | 3,324,085 | 6/17 | 31.9  | 1,473,387 |
| 7/12 | 33.0  | 6,432,280  | 6/28 | 34.0  | 3,664,811 | 6/14 | 32.05 | 2,334,252 |
| 7/11 | 33.35 | 6,422,417  | 6/27 | 33.75 | 2,251,741 | 6/13 | 31.85 | 4,135,992 |
| 7/10 | 33.3  | 5,777,890  | 6/26 | 34.2  | 3,767,587 | 6/12 | 32.3  | 3,385,282 |
| 7/9  | 34.55 | 2,658,871  | 6/25 | 35.0  | 4,576,379 | 6/11 | 32.95 | 4,836,477 |
| 7/8  | 34.7  | 2,379,245  | 6/24 | 34.9  | 4,101,526 | 6/7  | 32.6  | 3,565,189 |
| 7/5  | 34.7  | 36,438,371 | 6/21 | 33.95 | 3,532,378 | 6/6  | 32.45 | 4,073,928 |

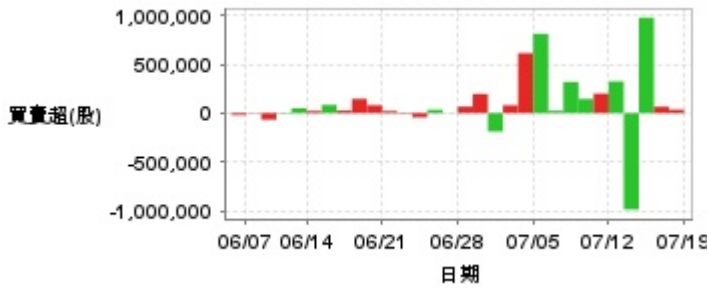
投信買賣超



外資及陸資買賣超



自營商買賣超

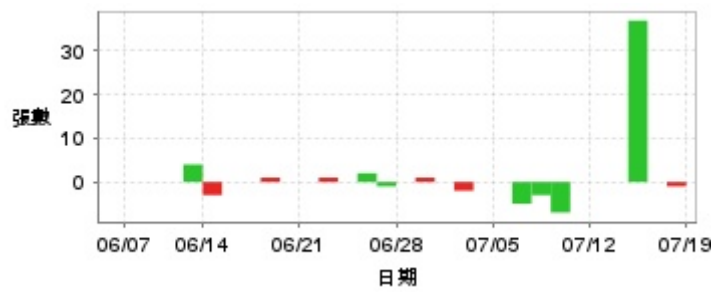


| 日期   | 投信買(+)/賣(-)超 | 自營商買(+)/賣(-)超 | 外資及陸資買(+)/賣(-)超 | 日期   | 投信買(+)/賣(-)超 | 自營商買(+)/賣(-)超 | 外資及陸資買(+)/賣(-)超 |
|------|--------------|---------------|-----------------|------|--------------|---------------|-----------------|
| 7/18 | -757,938     | +35,000       | +1,670,000      | 6/27 | +111,000     | +2,000        | -358,000        |
| 7/17 | -643,116     | +64,789       | +204,000        | 6/26 | +1,318,000   | +34,774       | -1,234,513      |
| 7/16 | -82,790      | +978,446      | +2,593,790      | 6/25 | +1,249,000   | -43,592       | -677,000        |
| 7/15 | +1,106,000   | -987,732      | -2,232,000      | 6/24 | +1,280,000   | +7,000        | +294,000        |
| 7/12 | +733,000     | +324,823      | -2,501,008      | 6/21 | +945,000     | +21,000       | +47,600         |
| 7/11 | +907,000     | +199,997      | -803,061        | 6/20 | +754,000     | +81,000       | -392,232        |
| 7/10 | +650,000     | +145,224      | -3,434,000      | 6/19 | +677,000     | +146,000      | +1,413,000      |
| 7/9  | +1,086,000   | +319,054      | -1,430,000      | 6/18 | +784,000     | +25,544       | +637,400        |
| 7/8  | +1,009,000   | +24,000       | -1,022,000      | 6/17 | 0            | +83,740       | -463,000        |
| 7/5  | +108,883     | +811,664      | +32,463,324     | 6/14 | +679,000     | +21,485       | -854,257        |
| 7/4  | +1,116,884   | +614,000      | -1,368,000      | 6/13 | +344,000     | +50,000       | -1,835,000      |
| 7/3  | +2,843,594   | +80,275       | -1,152,605      | 6/12 | +360,000     | -6,317        | -922,000        |
| 7/2  | +2,025,000   | -188,000      | -1,281,080      | 6/11 | +1,392,000   | -67,000       | -112,568        |
| 7/1  | +2,209,000   | +196,000      | -992,000        | 6/7  | +1,365,000   | -4,234        | -999,000        |
| 6/28 | +1,280,000   | +66,000       | -470,080        | 6/6  | +1,990,000   | -20,000       | -1,130,988      |

融資



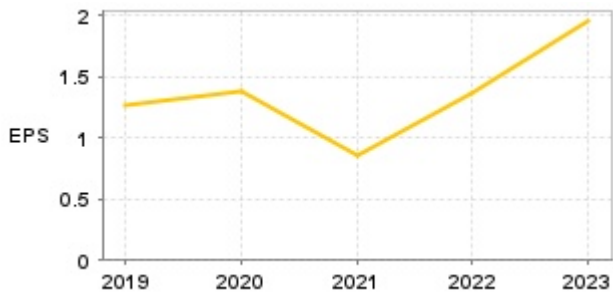
融券



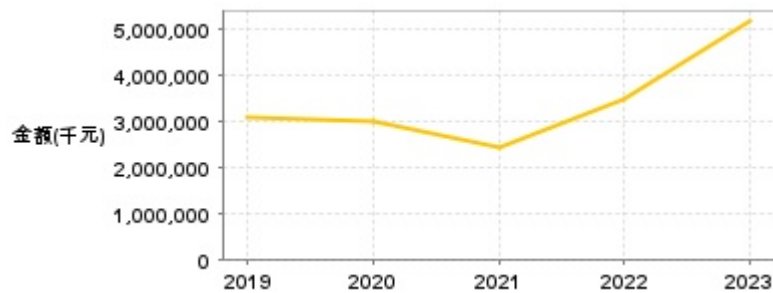
| 日期   | 融資張數 | 融券張數 | 日期   | 融資張數 | 融券張數 | 日期   | 融資張數 | 融券張數 |
|------|------|------|------|------|------|------|------|------|
| 7/18 | -60  | -1   | 7/4  | +10  | 0    | 6/20 | +53  | 0    |
| 7/17 | -15  | 0    | 7/3  | -68  | -2   | 6/19 | -234 | +1   |
| 7/16 | +52  | +37  | 7/2  | +102 | 0    | 6/18 | -15  | 0    |
| 7/15 | +396 | 0    | 7/1  | -181 | +1   | 6/17 | -14  | 0    |
| 7/12 | +111 | 0    | 6/28 | -464 | 0    | 6/14 | -84  | -3   |
| 7/11 | +4   | 0    | 6/27 | +29  | -1   | 6/13 | -125 | +4   |
| 7/10 | +45  | -7   | 6/26 | +3   | +2   | 6/12 | -80  | 0    |
| 7/9  | +8   | -3   | 6/25 | +117 | 0    | 6/11 | -12  | 0    |
| 7/8  | -74  | -5   | 6/24 | -56  | +1   | 6/7  | -62  | 0    |
| 7/5  | +11  | 0    | 6/21 | -16  | 0    | 6/6  | -25  | 0    |

## 公司財務資訊彙整

每股盈餘

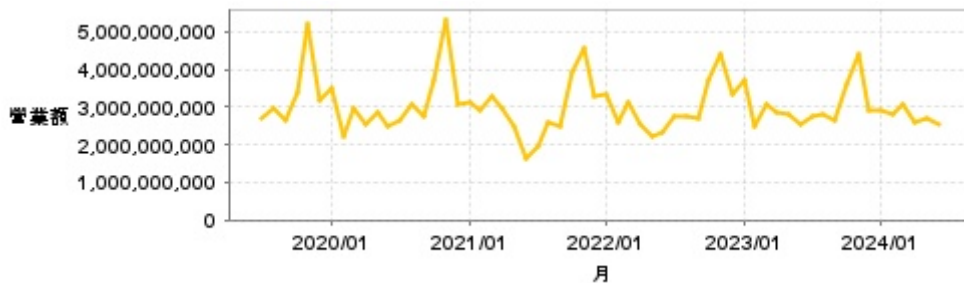


繼續營業單位稅前淨利



| 年度    | 第一季  |                | 半年度  |                | 前三季  |                | 全年度  |                |
|-------|------|----------------|------|----------------|------|----------------|------|----------------|
|       | 每股盈餘 | 繼續營業單位稅前淨利(千元) | 每股盈餘 | 繼續營業單位稅前淨利(千元) | 每股盈餘 | 繼續營業單位稅前淨利(千元) | 每股盈餘 | 繼續營業單位稅前淨利(千元) |
| 2024年 | 0.41 | 931,146        | -    | -              | -    | -              | -    | -              |
| 2023年 | 0.56 | 1,502,031      | 1.07 | 2,804,477      | 1.58 | 4,028,895      | 1.95 | 5,173,566      |
| 2022年 | 0.38 | 1,034,005      | 0.36 | 1,141,006      | 0.93 | 2,365,955      | 1.37 | 3,508,560      |
| 2021年 | 0.50 | 1,246,368      | 0.41 | 1,152,054      | 0.64 | 1,575,966      | 0.86 | 2,436,395      |
| 2020年 | 0.06 | 298,350        | 0.28 | 882,245        | 0.86 | 1,986,304      | 1.38 | 3,000,771      |
| 2019年 | 0.32 | 815,238        | 0.49 | 1,293,895      | 0.81 | 1,896,080      | 1.26 | 3,102,938      |

月營收



| 月       | 營收            | 月       | 營收            | 月       | 營收            | 月       | 營收            | 月       | 營收            |
|---------|---------------|---------|---------------|---------|---------------|---------|---------------|---------|---------------|
| 2024/06 | 2,518,602,000 | 2023/06 | 2,568,184,000 | 2022/06 | 2,335,302,000 | 2021/06 | 1,649,945,000 | 2020/06 | 2,508,486,000 |
| 2024/05 | 2,725,044,000 | 2023/05 | 2,823,424,000 | 2022/05 | 2,248,068,000 | 2021/05 | 2,488,382,000 | 2020/05 | 2,885,651,000 |
| 2024/04 | 2,604,478,000 | 2023/04 | 2,850,917,000 | 2022/04 | 2,555,382,000 | 2021/04 | 2,944,976,000 | 2020/04 | 2,554,157,000 |
| 2024/03 | 3,088,981,000 | 2023/03 | 3,086,630,000 | 2022/03 | 3,114,469,000 | 2021/03 | 3,314,243,000 | 2020/03 | 2,954,020,000 |
| 2024/02 | 2,801,156,000 | 2023/02 | 2,487,249,000 | 2022/02 | 2,588,116,000 | 2021/02 | 2,915,982,000 | 2020/02 | 2,197,949,000 |
| 2024/01 | 2,930,942,000 | 2023/01 | 3,698,297,000 | 2022/01 | 3,356,574,000 | 2021/01 | 3,107,298,000 | 2020/01 | 3,479,285,000 |
| 2023/12 | 2,906,848,000 | 2022/12 | 3,319,245,000 | 2021/12 | 3,311,159,000 | 2020/12 | 3,098,303,000 | 2019/12 | 3,190,574,000 |
| 2023/11 | 4,396,660,000 | 2022/11 | 4,423,958,000 | 2021/11 | 4,584,345,000 | 2020/11 | 5,342,413,000 | 2019/11 | 5,191,970,000 |
| 2023/10 | 3,624,942,000 | 2022/10 | 3,723,105,000 | 2021/10 | 3,921,391,000 | 2020/10 | 3,731,320,000 | 2019/10 | 3,383,569,000 |
| 2023/09 | 2,667,741,000 | 2022/09 | 2,717,034,000 | 2021/09 | 2,467,434,000 | 2020/09 | 2,773,285,000 | 2019/09 | 2,657,152,000 |
| 2023/08 | 2,804,825,000 | 2022/08 | 2,732,497,000 | 2021/08 | 2,590,250,000 | 2020/08 | 3,052,194,000 | 2019/08 | 2,960,286,000 |
| 2023/07 | 2,758,676,000 | 2022/07 | 2,770,769,000 | 2021/07 | 1,967,397,000 | 2020/07 | 2,671,929,000 | 2019/07 | 2,688,403,000 |

本益比



| 日期   | 本益比   | 日期   | 本益比   | 日期   | 本益比   |
|------|-------|------|-------|------|-------|
| 7/18 | 17.32 | 7/4  | 19.59 | 6/20 | 18.56 |
| 7/17 | 17.27 | 7/3  | 19.50 | 6/19 | 18.54 |
| 7/16 | 17.18 | 7/2  | 19.28 | 6/18 | 18.01 |
| 7/15 | 18.15 | 7/1  | 19.31 | 6/17 | 17.62 |
| 7/12 | 18.23 | 6/28 | 18.78 | 6/14 | 17.71 |
| 7/11 | 18.43 | 6/27 | 18.65 | 6/13 | 17.60 |
| 7/10 | 18.40 | 6/26 | 18.90 | 6/12 | 17.85 |
| 7/9  | 19.09 | 6/25 | 19.34 | 6/11 | 18.20 |
| 7/8  | 19.17 | 6/24 | 19.28 | 6/7  | 18.01 |
| 7/5  | 19.17 | 6/21 | 18.76 | 6/6  | 17.93 |

## 重大訊息

(詳細請參考 [MOPS](#) 網站)

| 主旨   | 發表時間                |
|--|---------------------|
| ▶本公司代子公司太平洋流通投資股份有限公司公告該公司現金股利分派除息基準日案                       | 2024/07/09 17:49:04 |
| ▶本公司代子公司太平洋崇光百貨股份有限公司公告該公司現金股利分派除息基準日案                       | 2024/07/09 17:49:23 |
| ▶本公司代太平洋崇光百貨股份有限公司公告內部稽核主管異動                                 | 2024/07/09 17:49:40 |
| ▶遠東百貨(股)公司代太平洋崇光百貨(股)公司公告達『公開發行公司資金貸與及背書保證處理準則』第25條第一項第四款之規定 | 2024/07/09 17:24:15 |
| ▶公告本公司現金股利分派除息基準日及相關事項                                       | 2024/07/01 15:17:27 |

## 配股配息

| 股利年度 | 股東會日期      | 期別  | 現金股利(元/股) | 盈餘配股(元/股) |
|------|------------|-----|-----------|-----------|
| 112  | 2024/06/18 | 112 | 1.60000   | 0.00000   |
| 111  | 2023/06/21 | 111 | 1.10000   | 0.00000   |
| 110  | 2022/06/24 | 110 | 0.90000   | 0.00000   |
| 109  | 2021/06/29 | 109 | 1.10000   | 0.00000   |
| 108  | 2020/06/24 | 108 | 0.80000   | 0.00000   |