

建材營造

66.7 ▲ 2.6 最高68.6 | 最低
62.8

【+/-/X表示漲/跌/不比價】

公司基本資料

| | |
|--------|--|
| 公司名稱 | 冠德建設股份有限公司 |
| 公司發言人 | 張勝安 |
| 公司網址 | http://www.kindom.com.tw |
| 實收資本額 | 新台幣 5,541,701,000 |
| 主要經營業務 | 委託營造廠商興建國民住宅及商業大樓出租出售業務。 建築傢具之買賣及進出口貿易業務。 接受委託辦理都市更新土地重劃及房屋買賣資訊業務。 |
| 上市日期 | 1993/10/27 |
| 產業類別 | 建材營造 |

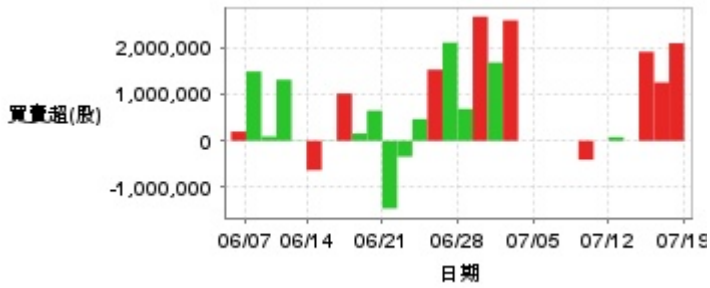
股價資訊

股價



| 日期 | 收盤價 | 成交股數 | 日期 | 收盤價 | 成交股數 | 日期 | 收盤價 | 成交股數 |
|------|------|------------|------|------|------------|------|------|------------|
| 7/18 | 66.7 | 41,629,682 | 7/4 | 57.8 | 4,011,633 | 6/20 | 58.5 | 4,480,005 |
| 7/17 | 64.1 | 33,788,981 | 7/3 | 58.4 | 5,592,730 | 6/19 | 58.5 | 4,845,317 |
| 7/16 | 60.0 | 20,520,869 | 7/2 | 57.7 | 6,534,607 | 6/18 | 59.3 | 6,011,872 |
| 7/15 | 59.5 | 11,390,748 | 7/1 | 58.3 | 10,282,248 | 6/17 | 57.5 | 6,984,795 |
| 7/12 | 57.1 | 3,289,311 | 6/28 | 54.6 | 4,950,354 | 6/14 | 59.6 | 10,526,689 |
| 7/11 | 57.7 | 10,566,839 | 6/27 | 55.7 | 4,025,654 | 6/13 | 58.8 | 5,990,283 |
| 7/10 | 57.6 | 5,046,507 | 6/26 | 56.0 | 4,056,162 | 6/12 | 59.5 | 9,327,839 |
| 7/9 | 55.3 | 4,148,976 | 6/25 | 55.5 | 3,102,123 | 6/11 | 60.3 | 17,932,208 |
| 7/8 | 56.7 | 3,328,631 | 6/24 | 55.5 | 3,332,086 | 6/7 | 61.0 | 17,207,185 |
| 7/5 | 57.7 | 2,025,154 | 6/21 | 56.3 | 10,675,087 | 6/6 | 61.2 | 13,473,009 |

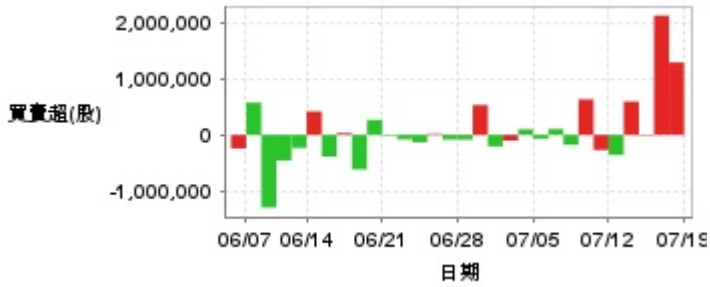
投信買賣超



外資及陸資買賣超



自營商買賣超



| 日期 | 投信買(+)/賣(-)超 | 自營商買(+)/賣(-)超 | 外資及陸資買(+)/賣(-)超 | 日期 | 投信買(+)/賣(-)超 | 自營商買(+)/賣(-)超 | 外資及陸資買(+)/賣(-)超 |
|------|--------------|---------------|-----------------|------|--------------|---------------|-----------------|
| 7/18 | +2,100,000 | +1,288,759 | -2,312,760 | 6/27 | +2,113,000 | -82,174 | -2,090,000 |
| 7/17 | +1,256,000 | +2,122,547 | +3,638,000 | 6/26 | +1,531,000 | +17,274 | -1,162,009 |
| 7/16 | +1,915,000 | -10,736 | +906,000 | 6/25 | +468,000 | -130,830 | -978,000 |
| 7/15 | 0 | +594,314 | +4,248,499 | 6/24 | -341,000 | -80,853 | +107,000 |
| 7/12 | +79,000 | -358,252 | -540,000 | 6/21 | -1,457,103 | -14,372 | -2,483,273 |
| 7/11 | 0 | -268,255 | +1,980,000 | 6/20 | +650,000 | +266,777 | +70,520 |
| 7/10 | -408,000 | +633,964 | +1,246,000 | 6/19 | +156,004 | -614,653 | -845,740 |
| 7/9 | +1,000 | -175,177 | -640,620 | 6/18 | +1,016,617 | +31,298 | +1,274,000 |
| 7/8 | +1,000 | +105,287 | -307,000 | 6/17 | -7,589 | -384,904 | -1,791,000 |
| 7/5 | +2,000 | -71,330 | +245,000 | 6/14 | -631,972 | +417,148 | +2,745,500 |
| 7/4 | 0 | +99,759 | -1,610,000 | 6/13 | +7,412 | -230,183 | -84,000 |
| 7/3 | +2,592,000 | -100,340 | -2,150,000 | 6/12 | +1,314,000 | -454,289 | -2,021,500 |
| 7/2 | +1,685,000 | -204,052 | -2,310,000 | 6/11 | +92,412 | -1,292,556 | +1,621,897 |
| 7/1 | +2,671,838 | +531,407 | +1,615,900 | 6/7 | +1,490,411 | +573,502 | +1,638,000 |
| 6/28 | +687,000 | -84,189 | -2,170,739 | 6/6 | +198,000 | -240,000 | +3,324,000 |

融資



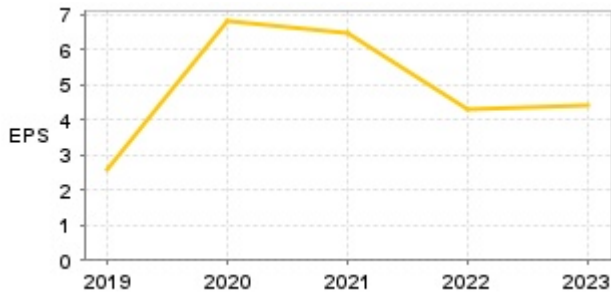
融券



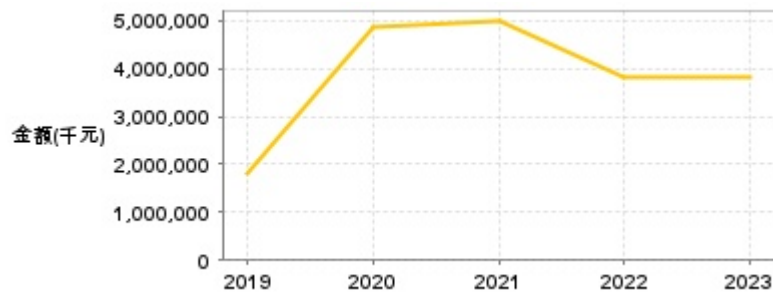
| 日期 | 融資張數 | 融券張數 | 日期 | 融資張數 | 融券張數 | 日期 | 融資張數 | 融券張數 |
|------|--------|------|------|------|------|------|--------|------|
| 7/18 | +616 | +74 | 7/4 | +249 | -20 | 6/20 | -122 | -19 |
| 7/17 | +2,110 | +44 | 7/3 | -103 | -3 | 6/19 | +279 | -15 |
| 7/16 | -222 | +6 | 7/2 | +221 | -18 | 6/18 | -191 | +24 |
| 7/15 | -573 | +40 | 7/1 | -487 | +41 | 6/17 | -372 | -354 |
| 7/12 | +2 | -3 | 6/28 | +261 | -20 | 6/14 | -354 | -59 |
| 7/11 | +46 | -8 | 6/27 | -26 | -3 | 6/13 | -85 | -26 |
| 7/10 | -62 | +5 | 6/26 | -125 | -5 | 6/12 | +207 | +3 |
| 7/9 | -71 | -8 | 6/25 | +31 | -15 | 6/11 | -1,026 | +325 |
| 7/8 | -602 | -6 | 6/24 | -73 | -1 | 6/7 | -1,412 | +7 |
| 7/5 | -102 | -38 | 6/21 | -259 | -24 | 6/6 | -148 | +23 |

公司財務資訊彙整

每股盈餘

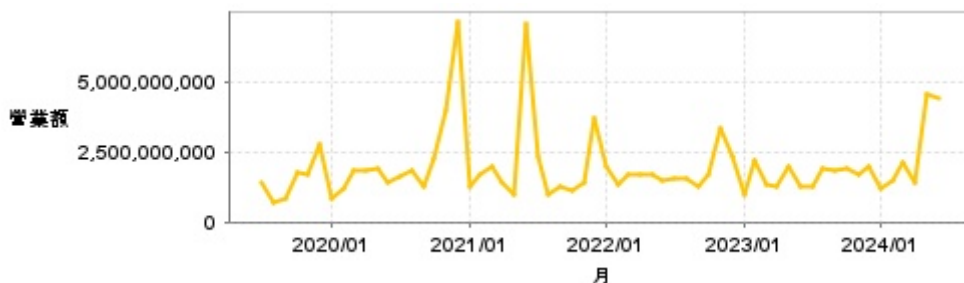


繼續營業單位稅前淨利



| 年度 | 第一季 | | 半年度 | | 前三季 | | 全年度 | |
|-------|------|----------------|------|----------------|------|----------------|------|----------------|
| | 每股盈餘 | 繼續營業單位稅前淨利(千元) | 每股盈餘 | 繼續營業單位稅前淨利(千元) | 每股盈餘 | 繼續營業單位稅前淨利(千元) | 每股盈餘 | 繼續營業單位稅前淨利(千元) |
| 2024年 | 1.39 | 1,048,198 | - | - | - | - | - | - |
| 2023年 | 0.89 | 763,928 | 1.25 | 1,456,394 | 2.68 | 2,475,340 | 4.42 | 3,827,115 |
| 2022年 | 1.53 | 1,116,237 | 2.35 | 1,915,456 | 2.95 | 2,551,027 | 4.31 | 3,839,912 |
| 2021年 | 1.09 | 802,230 | 3.85 | 2,636,551 | 4.53 | 3,572,892 | 6.47 | 4,978,686 |
| 2020年 | 0.61 | 461,470 | 1.60 | 1,294,301 | 2.43 | 1,865,763 | 6.80 | 4,888,799 |
| 2019年 | 0.25 | 256,598 | 0.47 | 550,983 | 1.00 | 943,371 | 2.60 | 1,814,264 |

月營收



| 月 | 營收 | 月 | 營收 | 月 | 營收 | 月 | 營收 | 月 | 營收 |
|---------|---------------|---------|---------------|---------|---------------|---------|---------------|---------|---------------|
| 2024/06 | 4,389,625,000 | 2023/06 | 1,259,008,000 | 2022/06 | 1,446,759,000 | 2021/06 | 7,064,591,000 | 2020/06 | 1,433,130,000 |
| 2024/05 | 4,557,352,000 | 2023/05 | 1,956,528,000 | 2022/05 | 1,672,763,000 | 2021/05 | 1,004,173,000 | 2020/05 | 1,878,295,000 |
| 2024/04 | 1,396,794,000 | 2023/04 | 1,226,542,000 | 2022/04 | 1,691,013,000 | 2021/04 | 1,369,639,000 | 2020/04 | 1,858,612,000 |
| 2024/03 | 2,113,576,000 | 2023/03 | 1,334,550,000 | 2022/03 | 1,718,608,000 | 2021/03 | 1,957,988,000 | 2020/03 | 1,818,017,000 |
| 2024/02 | 1,487,801,000 | 2023/02 | 2,214,162,000 | 2022/02 | 1,310,986,000 | 2021/02 | 1,655,813,000 | 2020/02 | 1,221,682,000 |
| 2024/01 | 1,211,837,000 | 2023/01 | 943,955,000 | 2022/01 | 1,941,495,000 | 2021/01 | 1,246,993,000 | 2020/01 | 857,575,000 |
| 2023/12 | 1,993,087,000 | 2022/12 | 2,357,472,000 | 2021/12 | 3,701,604,000 | 2020/12 | 7,137,013,000 | 2019/12 | 2,783,405,000 |
| 2023/11 | 1,677,792,000 | 2022/11 | 3,336,301,000 | 2021/11 | 1,427,132,000 | 2020/11 | 3,989,089,000 | 2019/11 | 1,668,594,000 |
| 2023/10 | 1,926,035,000 | 2022/10 | 1,691,632,000 | 2021/10 | 1,099,417,000 | 2020/10 | 2,282,959,000 | 2019/10 | 1,736,588,000 |
| 2023/09 | 1,850,438,000 | 2022/09 | 1,266,636,000 | 2021/09 | 1,238,066,000 | 2020/09 | 1,262,003,000 | 2019/09 | 857,015,000 |
| 2023/08 | 1,888,548,000 | 2022/08 | 1,546,557,000 | 2021/08 | 996,142,000 | 2020/08 | 1,807,472,000 | 2019/08 | 721,340,000 |
| 2023/07 | 1,229,817,000 | 2022/07 | 1,525,880,000 | 2021/07 | 2,311,124,000 | 2020/07 | 1,635,701,000 | 2019/07 | 1,389,523,000 |

本益比



| 日期 | 本益比 | 日期 | 本益比 | 日期 | 本益比 |
|------|-------|------|-------|------|-------|
| 7/18 | 13.53 | 7/4 | 11.72 | 6/20 | 11.87 |
| 7/17 | 13.00 | 7/3 | 11.85 | 6/19 | 11.87 |
| 7/16 | 12.17 | 7/2 | 11.70 | 6/18 | 12.03 |
| 7/15 | 12.07 | 7/1 | 11.83 | 6/17 | 11.66 |
| 7/12 | 11.58 | 6/28 | 11.08 | 6/14 | 12.09 |
| 7/11 | 11.70 | 6/27 | 11.30 | 6/13 | 11.93 |
| 7/10 | 11.68 | 6/26 | 11.36 | 6/12 | 12.07 |
| 7/9 | 11.22 | 6/25 | 11.26 | 6/11 | 12.23 |
| 7/8 | 11.50 | 6/24 | 11.26 | 6/7 | 12.37 |
| 7/5 | 11.70 | 6/21 | 11.42 | 6/6 | 12.41 |

重大訊息

(詳細請參考 [MOPS](#) 網站)

| 主旨 | 發表時間 |
|-------------------------------------|---------------------|
| ▶公告本公司訂定除息基準日暨現金股利發放日 | 2024/07/03 15:26:47 |
| ▶公告本公司總經理異動 | 2024/05/31 16:45:05 |
| ▶本公司113年股東常會重要決議事項 | 2024/05/30 15:02:17 |
| ▶代子公司環球購物中心股份有限公司公告113年股東會 改選董事及監察人 | 2024/05/28 17:27:06 |
| ▶代孫公司冠誠生活股份有限公司公告取得不動產使用權資產 | 2024/05/28 18:09:50 |

配股配息

| 股利年度 | 股東會日期 | 期別 | 現金股利(元/股) | 盈餘配股(元/股) |
|------|------------|-----|-----------|-----------|
| 112 | - | 112 | 1.80000 | 0.00000 |
| 111 | 2023/06/19 | 111 | 1.75000 | 0.00000 |
| 110 | 2022/06/29 | 110 | 2.50000 | 0.00000 |
| 109 | 2021/06/17 | 109 | 2.40000 | 1.00000 |
| 108 | 2020/06/19 | 108 | 1.50000 | 0.00000 |