

通信網路業

655.0 ▼ 4.0 最高665.0 | 最低
648.0

【+/-/X表示漲/跌/不比價】

公司基本資料

| | |
|--------|---|
| 公司名稱 | 智邦科技股份有限公司 |
| 公司發言人 | 林信玄 |
| 公司網址 | http://www.accton.com |
| 實收資本額 | 新台幣 5,611,178,970 |
| 主要經營業務 | 1.CC01060 2.CC01070 3.F401010 4.研發開發製造銷售:電腦網路系統,用戶端通訊電子設備,光電通訊設備,特定功能之積體電路,不斷電系統電源供應器及其零組件,相關之進出口貿易業務 |
| 上市日期 | 1995/11/15 |
| 產業類別 | 通信網路業 |

股價資訊

股價

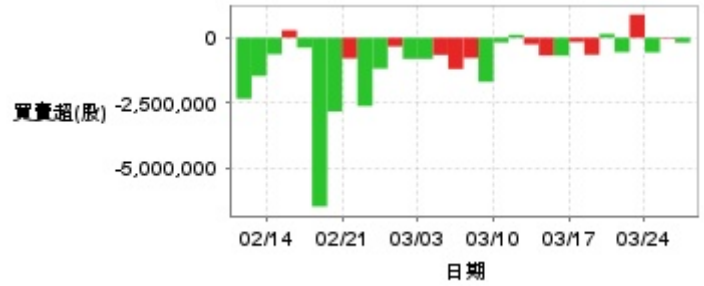


| 日期 | 收盤價 | 成交股數 | 日期 | 收盤價 | 成交股數 | 日期 | 收盤價 | 成交股數 |
|------|-------|-----------|------|-------|-----------|------|-------|------------|
| 3/26 | 655.0 | 1,907,968 | 3/12 | 639.0 | 3,952,710 | 2/25 | 680.0 | 8,004,664 |
| 3/25 | 659.0 | 2,950,105 | 3/11 | 634.0 | 5,422,055 | 2/24 | 705.0 | 10,247,928 |
| 3/24 | 643.0 | 2,031,542 | 3/10 | 649.0 | 7,258,471 | 2/21 | 721.0 | 9,820,888 |
| 3/21 | 663.0 | 4,636,102 | 3/7 | 662.0 | 9,028,042 | 2/20 | 706.0 | 7,878,586 |
| 3/20 | 642.0 | 3,793,477 | 3/6 | 695.0 | 6,926,137 | 2/19 | 713.0 | 14,131,004 |
| 3/19 | 644.0 | 3,636,487 | 3/5 | 687.0 | 4,865,577 | 2/18 | 758.0 | 2,983,648 |
| 3/18 | 667.0 | 3,873,778 | 3/4 | 681.0 | 7,697,350 | 2/17 | 758.0 | 5,114,368 |
| 3/17 | 653.0 | 3,918,577 | 3/3 | 656.0 | 7,377,245 | 2/14 | 725.0 | 4,589,555 |
| 3/14 | 639.0 | 9,123,037 | 2/27 | 673.0 | 8,291,139 | 2/13 | 725.0 | 6,080,201 |
| 3/13 | 650.0 | 5,680,807 | 2/26 | 695.0 | 5,105,560 | 2/12 | 732.0 | 6,525,803 |

投信買賣超



外資及陸資買賣超

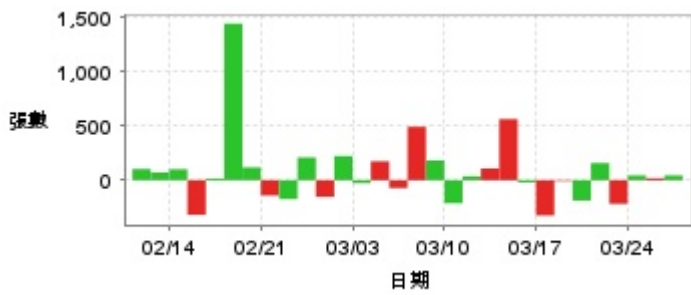


自營商買賣超

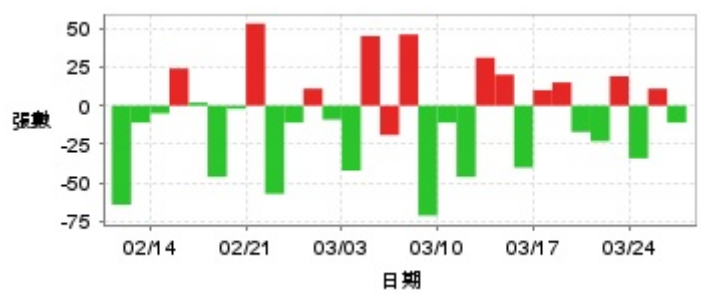


| 日期 | 投信買(+)/賣(-)超 | 自營商買(+)/賣(-)超 | 外資及陸資買(+)/賣(-)超 | 日期 | 投信買(+)/賣(-)超 | 自營商買(+)/賣(-)超 | 外資及陸資買(+)/賣(-)超 |
|------|--------------|---------------|-----------------|------|--------------|---------------|-----------------|
| 3/26 | -56,000 | -25,040 | -185,215 | 3/5 | +94,643 | +40,638 | -1,197,950 |
| 3/25 | +485,644 | -30,347 | -32,753 | 3/4 | +133,701 | +75,756 | -659,314 |
| 3/24 | +100,576 | -31,347 | -562,248 | 3/3 | -63,000 | +95,406 | -812,573 |
| 3/21 | +183,576 | -57,108 | +887,454 | 2/27 | -452,986 | -175,037 | -812,810 |
| 3/20 | +21,645 | +116,998 | -552,914 | 2/26 | +85,000 | +144,867 | -335,067 |
| 3/19 | +10,645 | -381,993 | +142,455 | 2/25 | -439,500 | -179,918 | -1,183,357 |
| 3/18 | +779,510 | -63,303 | -652,770 | 2/24 | -415,357 | -109,166 | -2,623,182 |
| 3/17 | +132,643 | -77,153 | -164,420 | 2/21 | -201,000 | -144,158 | -795,339 |
| 3/14 | +280,000 | -207,176 | -686,575 | 2/20 | -20,289 | -76,641 | -2,833,414 |
| 3/13 | +113,287 | +99,979 | -681,336 | 2/19 | +183,100 | +196,869 | -6,482,409 |
| 3/12 | +113,469 | -29,127 | -253,850 | 2/18 | +208,000 | +29,250 | -380,105 |
| 3/11 | -49,000 | -73,762 | +109,060 | 2/17 | +97,343 | -38,343 | +286,135 |
| 3/10 | -529,427 | -19,707 | -181,623 | 2/14 | -245,000 | -32,552 | -633,476 |
| 3/7 | -652,427 | -220,970 | -1,694,005 | 2/13 | -500,000 | +201,387 | -1,467,687 |
| 3/6 | +467,286 | +17,258 | -780,274 | 2/12 | -61,000 | +64,590 | -2,341,753 |

融資



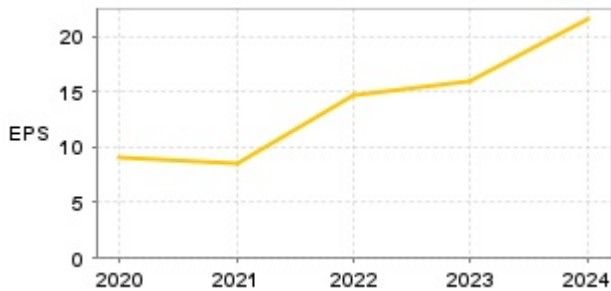
融券



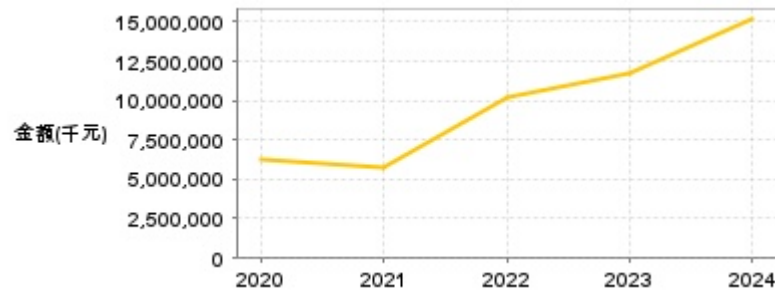
| 日期 | 融資張數 | 融券張數 | 日期 | 融資張數 | 融券張數 | 日期 | 融資張數 | 融券張數 |
|------|------|------|------|------|------|------|--------|------|
| 3/26 | +44 | -11 | 3/12 | +108 | +31 | 2/25 | +210 | -11 |
| 3/25 | +19 | +11 | 3/11 | +36 | -46 | 2/24 | -174 | -57 |
| 3/24 | +44 | -34 | 3/10 | -212 | -11 | 2/21 | -141 | +53 |
| 3/21 | -218 | +19 | 3/7 | +182 | -71 | 2/20 | +118 | -2 |
| 3/20 | +158 | -23 | 3/6 | +492 | +46 | 2/19 | +1,442 | -46 |
| 3/19 | -187 | -17 | 3/5 | -72 | -19 | 2/18 | +17 | +2 |
| 3/18 | -8 | +15 | 3/4 | +174 | +45 | 2/17 | -319 | +24 |
| 3/17 | -325 | +10 | 3/3 | -27 | -42 | 2/14 | +101 | -5 |
| 3/14 | -20 | -40 | 2/27 | +223 | -9 | 2/13 | +71 | -11 |
| 3/13 | +563 | +20 | 2/26 | -153 | +11 | 2/12 | +103 | -64 |

公司財務資訊彙整

每股盈餘

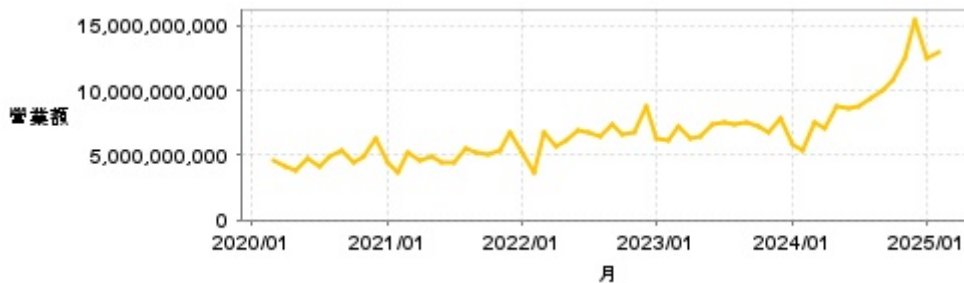


繼續營業單位稅前淨利



| 年度 | 第一季 | | 半年度 | | 前三季 | | 全年度 | |
|-------|------|----------------|------|----------------|-------|----------------|-------|----------------|
| | 每股盈餘 | 繼續營業單位稅前淨利(千元) | 每股盈餘 | 繼續營業單位稅前淨利(千元) | 每股盈餘 | 繼續營業單位稅前淨利(千元) | 每股盈餘 | 繼續營業單位稅前淨利(千元) |
| 2024年 | 4.02 | 2,790,634 | 8.64 | 6,166,055 | 13.39 | 9,474,782 | 21.49 | 15,133,787 |
| 2023年 | 3.65 | 2,539,239 | 7.67 | 5,610,980 | 11.95 | 8,998,193 | 15.99 | 11,732,461 |
| 2022年 | 2.31 | 1,591,489 | 6.02 | 4,223,469 | 10.44 | 7,496,557 | 14.64 | 10,275,923 |
| 2021年 | 2.02 | 1,372,673 | 3.74 | 2,511,684 | 5.70 | 3,892,349 | 8.44 | 5,731,151 |
| 2020年 | 1.86 | 1,291,421 | 3.93 | 2,688,748 | 6.62 | 4,537,658 | 9.07 | 6,212,895 |

月營收



| 月 | 營收 | 月 | 營收 | 月 | 營收 | 月 | 營收 | 月 | 營收 |
|---------|----------------|---------|---------------|---------|---------------|---------|---------------|---------|---------------|
| 2025/02 | 12,908,017,000 | 2024/02 | 5,344,656,000 | 2023/02 | 6,111,789,000 | 2022/02 | 3,720,925,000 | 2021/02 | 3,632,444,000 |
| 2025/01 | 12,525,239,000 | 2024/01 | 5,884,960,000 | 2023/01 | 6,269,502,000 | 2022/01 | 5,258,916,000 | 2021/01 | 4,375,535,000 |
| 2024/12 | 15,540,247,000 | 2023/12 | 7,927,613,000 | 2022/12 | 8,770,217,000 | 2021/12 | 6,719,153,000 | 2020/12 | 6,336,478,000 |
| 2024/11 | 12,549,045,000 | 2023/11 | 6,850,257,000 | 2022/11 | 6,817,141,000 | 2021/11 | 5,354,563,000 | 2020/11 | 4,991,408,000 |
| 2024/10 | 10,882,611,000 | 2023/10 | 7,178,471,000 | 2022/10 | 6,610,791,000 | 2021/10 | 5,069,551,000 | 2020/10 | 4,379,859,000 |
| 2024/09 | 10,047,189,000 | 2023/09 | 7,515,166,000 | 2022/09 | 7,348,530,000 | 2021/09 | 5,154,468,000 | 2020/09 | 5,391,875,000 |
| 2024/08 | 9,416,897,000 | 2023/08 | 7,401,293,000 | 2022/08 | 6,391,814,000 | 2021/08 | 5,522,227,000 | 2020/08 | 4,882,302,000 |
| 2024/07 | 8,728,653,000 | 2023/07 | 7,510,271,000 | 2022/07 | 6,840,989,000 | 2021/07 | 4,527,357,000 | 2020/07 | 4,124,487,000 |
| 2024/06 | 8,618,959,000 | 2023/06 | 7,324,446,000 | 2022/06 | 6,914,045,000 | 2021/06 | 4,517,191,000 | 2020/06 | 4,790,580,000 |
| 2024/05 | 8,776,621,000 | 2023/05 | 6,472,848,000 | 2022/05 | 6,156,162,000 | 2021/05 | 4,911,263,000 | 2020/05 | 3,763,609,000 |
| 2024/04 | 7,016,810,000 | 2023/04 | 6,322,473,000 | 2022/04 | 5,625,973,000 | 2021/04 | 4,624,529,000 | 2020/04 | 4,071,989,000 |
| 2024/03 | 7,618,096,000 | 2023/03 | 7,304,297,000 | 2022/03 | 6,749,720,000 | 2021/03 | 5,190,400,000 | 2020/03 | 4,651,577,000 |

本益比



| 日期 | 本益比 | 日期 | 本益比 | 日期 | 本益比 |
|------|-------|------|-------|------|-------|
| 3/26 | 30.51 | 3/12 | 36.70 | 2/25 | 39.06 |
| 3/25 | 30.69 | 3/11 | 36.42 | 2/24 | 40.49 |
| 3/24 | 29.95 | 3/10 | 37.28 | 2/21 | 41.41 |
| 3/21 | 30.88 | 3/7 | 38.02 | 2/20 | 40.55 |
| 3/20 | 29.90 | 3/6 | 39.92 | 2/19 | 40.95 |
| 3/19 | 30.00 | 3/5 | 39.46 | 2/18 | 43.54 |
| 3/18 | 31.07 | 3/4 | 39.12 | 2/17 | 43.54 |
| 3/17 | 30.41 | 3/3 | 37.68 | 2/14 | 41.64 |
| 3/14 | 29.76 | 2/27 | 38.66 | 2/13 | 41.64 |
| 3/13 | 37.33 | 2/26 | 39.92 | 2/12 | 42.04 |

重大訊息

(詳細請參考 [MOPS](#) 網站)

| 主旨 | 發表時間 |
|---------------------------------------|---------------------|
| ▶公告本公司董事會通過113年合併財務報告 | 2025/03/13 17:54:00 |
| ▶公告本公司董事會決議發放股利事宜 | 2025/03/13 18:11:01 |
| ▶本公司董事會召集114年股東常會公告 | 2025/03/13 18:18:29 |
| ▶公告本公司董事會通過竹北廠預算追加案 | 2025/03/13 18:25:25 |
| ▶代子公司Accton Investment Corp.公告-處分有價證券 | 2025/03/13 18:37:26 |

配股配息

| 股利年度 | 股東會日期 | 期別 | 現金股利(元/股) | 盈餘配股(元/股) |
|------|------------|-----|-----------|-----------|
| 113 | 2025/06/12 | 113 | 11.00000 | 0.00000 |
| 112 | 2024/06/13 | 112 | 10.00000 | 0.00000 |
| 111 | 2023/06/15 | 111 | 7.50000 | 0.00000 |
| 110 | 2022/06/16 | 110 | 6.00000 | 0.00000 |
| 109 | 2021/06/17 | 109 | 6.50000 | 0.00000 |