

塑膠工業

40.2 ▲ 0.05 最高41.3 | 最低  
39.8

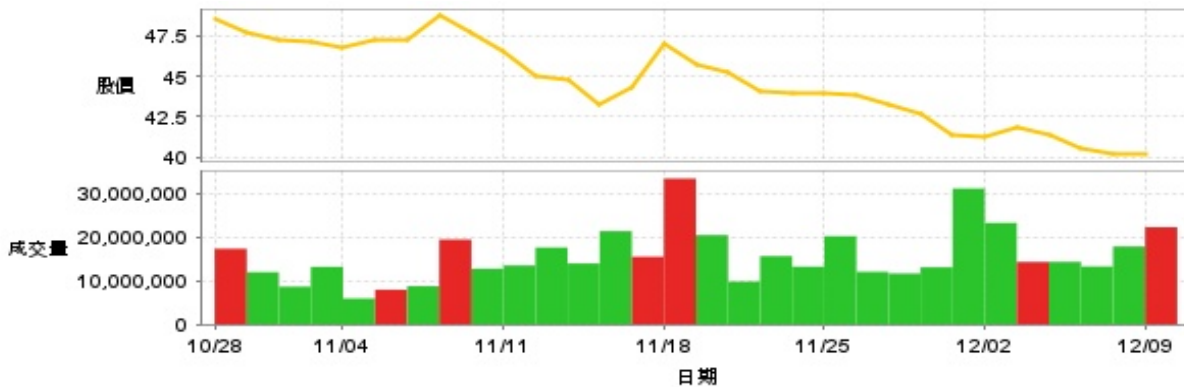
【+/-/X表示漲/跌/不比價】

## 公司基本資料

|        |   |
|--------|---|
| 公司名稱   | 台灣塑膠工業股份有限公司  |
| 公司發言人  | 林勝冠   |
| 公司網址   | http://www.fpc.com.tw   |
| 實收資本額  | 新台幣 63,657,407,810  |
| 主要經營業務 | 聚氯乙烯(PVC)、氯乙烯、液(石威)、聚丙烯、高密度聚乙烯<br>聚乙烯醋酸乙烯酯、低密度聚乙烯、線性低密度聚乙烯、丙烯酸酯<br>高吸水性樹脂、碳素纖維、丙烯睛、甲基丙烯酸甲酯及環氧氯丙烷等 |
| 上市日期   | 1964/07/27  |
| 產業類別   | 塑膠工業  |

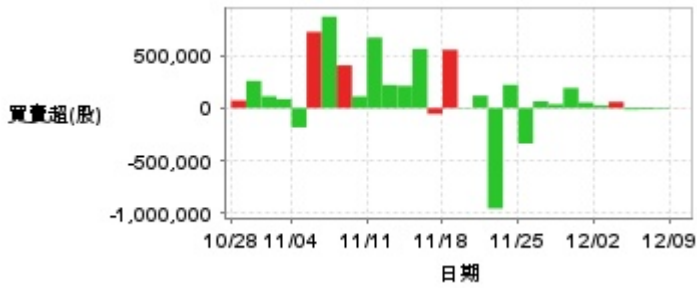
## 股價資訊

## 股價

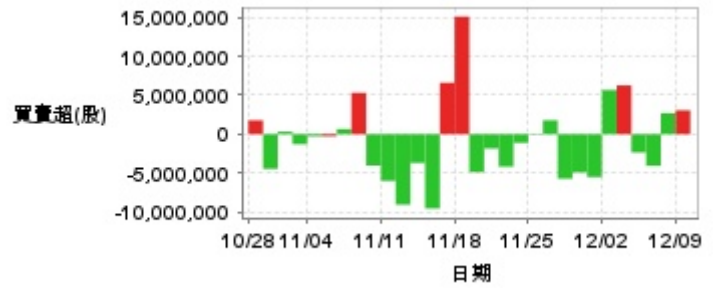


| 日期    | 收盤價   | 成交股數       | 日期    | 收盤價   | 成交股數       | 日期    | 收盤價   | 成交股數       |
|-------|-------|------------|-------|-------|------------|-------|-------|------------|
| 12/9  | 40.2  | 22,220,951 | 11/25 | 43.95 | 20,174,263 | 11/11 | 46.5  | 13,471,243 |
| 12/6  | 40.15 | 17,814,253 | 11/22 | 43.95 | 13,208,167 | 11/8  | 47.7  | 12,734,310 |
| 12/5  | 40.5  | 13,249,538 | 11/21 | 44.1  | 15,609,686 | 11/7  | 48.75 | 19,400,363 |
| 12/4  | 41.4  | 14,302,589 | 11/20 | 45.3  | 9,813,177  | 11/6  | 47.2  | 8,745,867  |
| 12/3  | 41.8  | 14,288,946 | 11/19 | 45.75 | 20,412,897 | 11/5  | 47.2  | 7,933,857  |
| 12/2  | 41.2  | 23,207,861 | 11/18 | 47.0  | 33,327,839 | 11/4  | 46.8  | 5,934,065  |
| 11/29 | 41.35 | 31,060,654 | 11/15 | 44.35 | 15,473,493 | 11/1  | 47.1  | 13,165,842 |
| 11/28 | 42.7  | 13,059,640 | 11/14 | 43.3  | 21,313,789 | 10/30 | 47.3  | 8,634,436  |
| 11/27 | 43.3  | 11,639,519 | 11/13 | 44.8  | 13,934,774 | 10/29 | 47.7  | 11,947,340 |
| 11/26 | 43.85 | 12,021,544 | 11/12 | 45.0  | 17,577,907 | 10/28 | 48.55 | 17,301,379 |

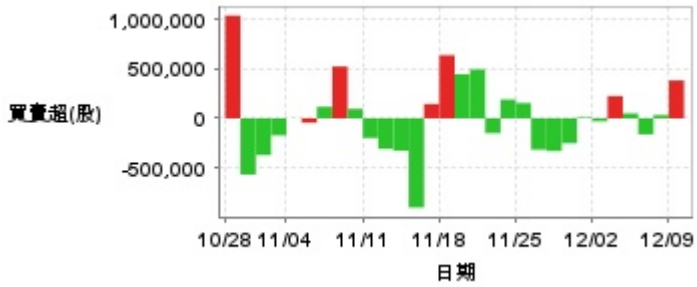
投信買賣超



外資及陸資買賣超

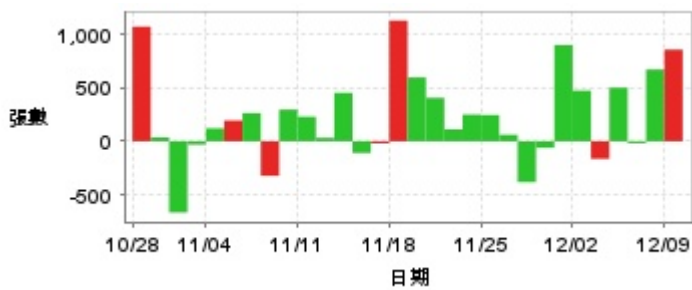


自營商買賣超

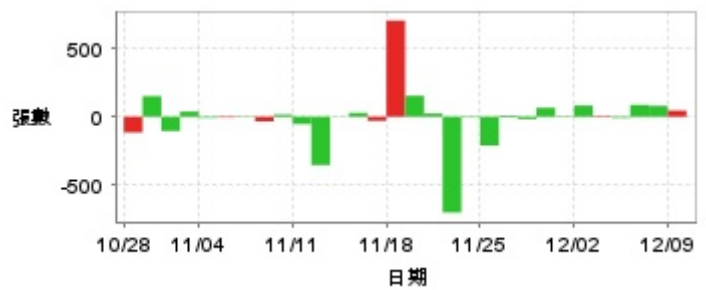


| 日期    | 投信買(+)/賣(-)超 | 自營商買(+)/賣(-)超 | 外資及陸資買(+)/賣(-)超 | 日期    | 投信買(+)/賣(-)超 | 自營商買(+)/賣(-)超 | 外資及陸資買(+)/賣(-)超 |
|-------|--------------|---------------|-----------------|-------|--------------|---------------|-----------------|
| 12/9  | -1,000       | +383,671      | +3,071,194      | 11/18 | +555,463     | +639,063      | +15,104,480     |
| 12/6  | -8,434       | +33,168       | +2,692,240      | 11/15 | -55,849      | +144,936      | +6,608,718      |
| 12/5  | -12,351      | -161,503      | -4,068,794      | 11/14 | +563,337     | -902,469      | -9,550,910      |
| 12/4  | -15,786      | +49,892       | -2,350,895      | 11/13 | +211,537     | -328,274      | -3,690,504      |
| 12/3  | +59,000      | +225,627      | +6,264,485      | 11/12 | +219,653     | -308,639      | -9,059,160      |
| 12/2  | +24,000      | -28,939       | +5,675,601      | 11/11 | +671,471     | -198,644      | -6,004,047      |
| 11/29 | +53,238      | +8,849        | -5,508,421      | 11/8  | +111,139     | +96,285       | -4,028,190      |
| 11/28 | +191,041     | -252,026      | -4,909,647      | 11/7  | +406,805     | +524,854      | +5,310,090      |
| 11/27 | +36,558      | -331,031      | -5,717,787      | 11/6  | +871,000     | +117,115      | +659,050        |
| 11/26 | +64,000      | -317,052      | +1,788,815      | 11/5  | +725,298     | -44,433       | -267,013        |
| 11/25 | -337,245     | +154,525      | -71,554         | 11/4  | -183,758     | -196          | -274,997        |
| 11/22 | +221,238     | +190,946      | -1,113,900      | 11/1  | +85,544      | -172,205      | -1,289,191      |
| 11/21 | -957,000     | -150,059      | -4,172,994      | 10/30 | +112,000     | -372,246      | +320,117        |
| 11/20 | +118,125     | +495,871      | -1,844,657      | 10/29 | +259,000     | -568,417      | -4,459,970      |
| 11/19 | -5,433       | +446,173      | -4,882,271      | 10/28 | +72,000      | +1,039,857    | +1,779,251      |

融資



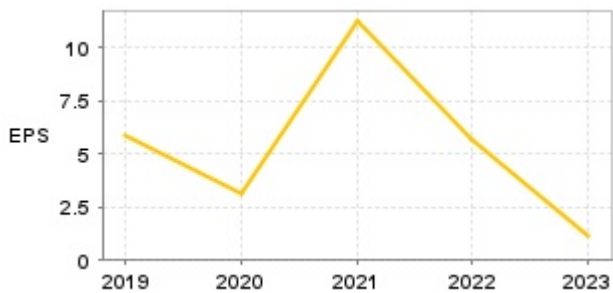
融券



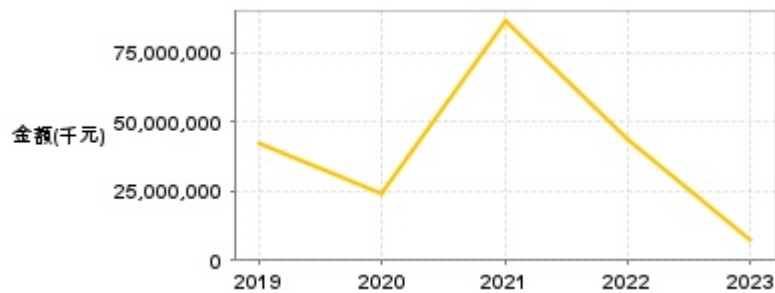
| 日期    | 融資張數 | 融券張數 | 日期    | 融資張數   | 融券張數 | 日期    | 融資張數   | 融券張數 |
|-------|------|------|-------|--------|------|-------|--------|------|
| 12/9  | +857 | +45  | 11/25 | +246   | -210 | 11/11 | +230   | -54  |
| 12/6  | +671 | +79  | 11/22 | +250   | -6   | 11/8  | +296   | +16  |
| 12/5  | -18  | +86  | 11/21 | +111   | -699 | 11/7  | -323   | -34  |
| 12/4  | +501 | -9   | 11/20 | +406   | +23  | 11/6  | +263   | +4   |
| 12/3  | -164 | +6   | 11/19 | +597   | +153 | 11/5  | +194   | -6   |
| 12/2  | +474 | +81  | 11/18 | +1,128 | +701 | 11/4  | +121   | -8   |
| 11/29 | +899 | -5   | 11/15 | -19    | -30  | 11/1  | -31    | +37  |
| 11/28 | -61  | +65  | 11/14 | -109   | +28  | 10/30 | -666   | -104 |
| 11/27 | -382 | -17  | 11/13 | +453   | -2   | 10/29 | +36    | +150 |
| 11/26 | +61  | +10  | 11/12 | +32    | -353 | 10/28 | +1,072 | -115 |

## 公司財務資訊彙整

每股盈餘

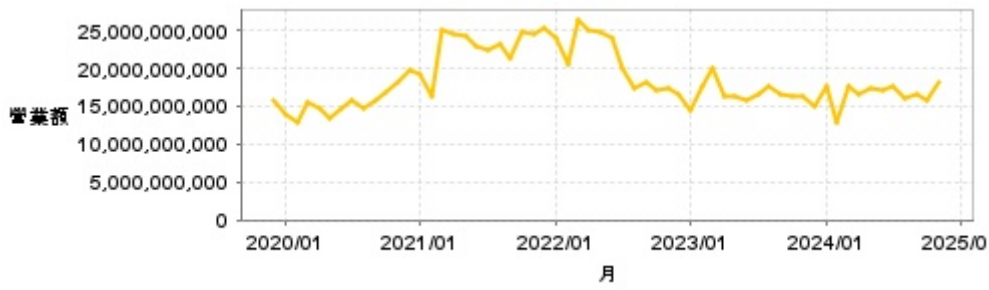


繼續營業單位稅前淨利



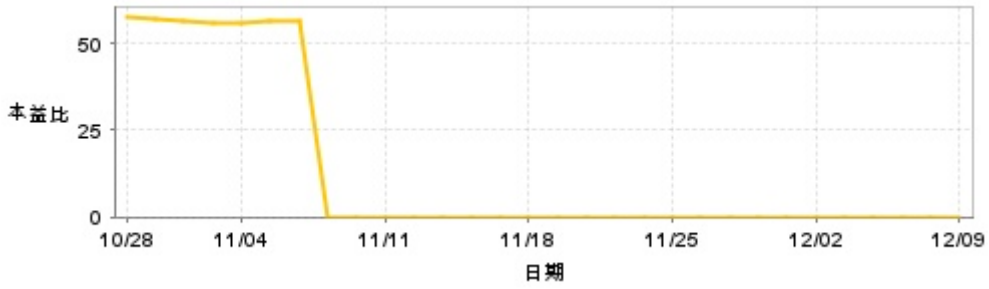
| 年度    | 第一季   |                | 半年度   |                | 前三季   |                | 全年度   |                |
|-------|-------|----------------|-------|----------------|-------|----------------|-------|----------------|
|       | 每股盈餘  | 繼續營業單位稅前淨利(千元) | 每股盈餘  | 繼續營業單位稅前淨利(千元) | 每股盈餘  | 繼續營業單位稅前淨利(千元) | 每股盈餘  | 繼續營業單位稅前淨利(千元) |
| 2024年 | 0.03  | 360,781        | 0.25  | 1,703,880      | -0.24 | -1,540,963     | -     | -              |
| 2023年 | 0.37  | 2,466,060      | 0.56  | 3,539,148      | 1.61  | 10,377,006     | 1.15  | 6,996,631      |
| 2022年 | 2.60  | 19,723,363     | 5.93  | 45,034,572     | 6.84  | 51,140,255     | 5.68  | 43,794,387     |
| 2021年 | 2.35  | 18,062,154     | 5.53  | 42,644,040     | 8.56  | 65,156,716     | 11.21 | 85,956,814     |
| 2020年 | -0.06 | 129,596        | -0.16 | 22,554         | 1.47  | 11,203,945     | 3.15  | 24,166,667     |
| 2019年 | 1.28  | 9,333,756      | 2.91  | 21,905,809     | 5.37  | 38,611,805     | 5.86  | 42,219,152     |

### 月營收



| 月       | 營收             | 月       | 營收             | 月       | 營收             | 月       | 營收             | 月       | 營收             |
|---------|----------------|---------|----------------|---------|----------------|---------|----------------|---------|----------------|
| 2024/11 | 18,146,582,000 | 2023/11 | 16,406,350,000 | 2022/11 | 17,363,777,000 | 2021/11 | 24,523,688,000 | 2020/11 | 18,212,643,000 |
| 2024/10 | 15,738,889,000 | 2023/10 | 16,306,347,000 | 2022/10 | 17,040,281,000 | 2021/10 | 24,683,931,000 | 2020/10 | 16,712,494,000 |
| 2024/09 | 16,641,520,000 | 2023/09 | 16,588,777,000 | 2022/09 | 18,266,287,000 | 2021/09 | 21,433,730,000 | 2020/09 | 15,836,081,000 |
| 2024/08 | 16,140,806,000 | 2023/08 | 17,501,985,000 | 2022/08 | 17,450,790,000 | 2021/08 | 23,158,607,000 | 2020/08 | 14,622,498,000 |
| 2024/07 | 17,709,919,000 | 2023/07 | 16,645,025,000 | 2022/07 | 19,936,058,000 | 2021/07 | 22,344,061,000 | 2020/07 | 15,716,282,000 |
| 2024/06 | 17,051,698,000 | 2023/06 | 15,893,871,000 | 2022/06 | 23,931,750,000 | 2021/06 | 22,938,082,000 | 2020/06 | 14,776,562,000 |
| 2024/05 | 17,396,479,000 | 2023/05 | 16,356,337,000 | 2022/05 | 24,846,638,000 | 2021/05 | 24,347,789,000 | 2020/05 | 13,455,462,000 |
| 2024/04 | 16,660,677,000 | 2023/04 | 16,196,620,000 | 2022/04 | 25,145,986,000 | 2021/04 | 24,367,037,000 | 2020/04 | 14,752,079,000 |
| 2024/03 | 17,659,603,000 | 2023/03 | 20,116,995,000 | 2022/03 | 26,474,312,000 | 2021/03 | 25,018,934,000 | 2020/03 | 15,400,468,000 |
| 2024/02 | 12,932,676,000 | 2023/02 | 17,688,186,000 | 2022/02 | 20,591,656,000 | 2021/02 | 16,367,396,000 | 2020/02 | 12,760,661,000 |
| 2024/01 | 17,516,214,000 | 2023/01 | 14,408,136,000 | 2022/01 | 23,937,795,000 | 2021/01 | 19,215,607,000 | 2020/01 | 13,858,050,000 |
| 2023/12 | 15,030,148,000 | 2022/12 | 16,662,024,000 | 2021/12 | 25,199,437,000 | 2020/12 | 19,710,124,000 | 2019/12 | 15,648,643,000 |

### 本益比



| 日期    | 本益比  | 日期    | 本益比  | 日期    | 本益比   |
|-------|------|-------|------|-------|-------|
| 12/9  | 0.00 | 11/25 | 0.00 | 11/11 | 0.00  |
| 12/6  | 0.00 | 11/22 | 0.00 | 11/8  | 0.00  |
| 12/5  | 0.00 | 11/21 | 0.00 | 11/7  | 0.00  |
| 12/4  | 0.00 | 11/20 | 0.00 | 11/6  | 56.19 |
| 12/3  | 0.00 | 11/19 | 0.00 | 11/5  | 56.19 |
| 12/2  | 0.00 | 11/18 | 0.00 | 11/4  | 55.71 |
| 11/29 | 0.00 | 11/15 | 0.00 | 11/1  | 56.07 |
| 11/28 | 0.00 | 11/14 | 0.00 | 10/30 | 56.31 |
| 11/27 | 0.00 | 11/13 | 0.00 | 10/29 | 56.79 |
| 11/26 | 0.00 | 11/12 | 0.00 | 10/28 | 57.80 |

## 重大訊息

(詳細請參考 [MOPS](#) 網站)

| 主旨                                      | 發表時間                |
|---|---------------------|
| ▶公告本公司2024年11月合併營業額                     | 2024/12/06 13:31:35 |
| ▶補充說明本公司於112年12月14日公告 發行無擔保普通公司債        | 2024/11/29 16:36:26 |
| ▶公告本公司受邀參加康和證券法人說明會                     | 2024/11/27 17:02:14 |
| ▶公告本公司113年第3季財務報告提報董事會預計召開日期為 113年11月7日 | 2024/10/30 15:29:48 |
| ▶公告本公司2024年9月合併營業額                      | 2024/10/11 13:42:34 |

## 配股配息

| 股利年度 | 股東會日期      | 期別  | 現金股利(元/股) | 盈餘配股(元/股) |
|------|------------|-----|-----------|-----------|
| 112  | -          | 112 | 1.00000   | 0.00000   |
| 111  | -          | 111 | 4.20000   | 0.00000   |
| 110  | 2022/06/09 | 110 | 8.20000   | 0.00000   |
| 109  | 2021/06/23 | 109 | 2.40000   | 0.00000   |
| 108  | 2020/06/10 | 108 | 4.40000   | 0.00000   |