

臺灣證券交易所(以下稱本公司)於1962年2月9日開業,負責推動國內證券市場運作與發展。本公司主要業務範圍涵蓋上市、交易、結算及監視面等,如:上市推動及審查、上市後管理與公司治理、維持市場交易及秩序、證券商服務、投資人保護、結算交割、防範市場違約、不法交易查核等,為證券市場提供完整的服務。

The Taiwan Stock Exchange (the TWSE) started operations on February 9, 1962. The TWSE is responsible for operating and advancing the domestic securities market. TWSE primary business operations include listing, trading, settlement and surveillance. These comprise listing promotion and review, post-listing supervision and corporate governance, maintaining market trading and order, securities firms' services, investor protection, clearing and settlement operations, safeguarding against market defaults and monitoring of illegal transactions. The TWSE provides comprehensive services to the securities market.

在本公司交易的商品包括:股票(Stocks)、指數股票型基金(ETFs)、指數投資證券(ETNs)、認購(售)權證(Warrants)、受益證券(不動產投資信託基金,REITs)、臺灣存託憑證(TDRs)等,主要交易仍集中在股票。

TWSE products include stocks, Exchange Traded Funds (ETFs), Exchange Traded Notes (ETNs), warrants, beneficiary securities (Real Estate Investment Trusts, or REITs), and Taiwan Depository Receipts (TDRs). Stocks are the most heavily traded product.

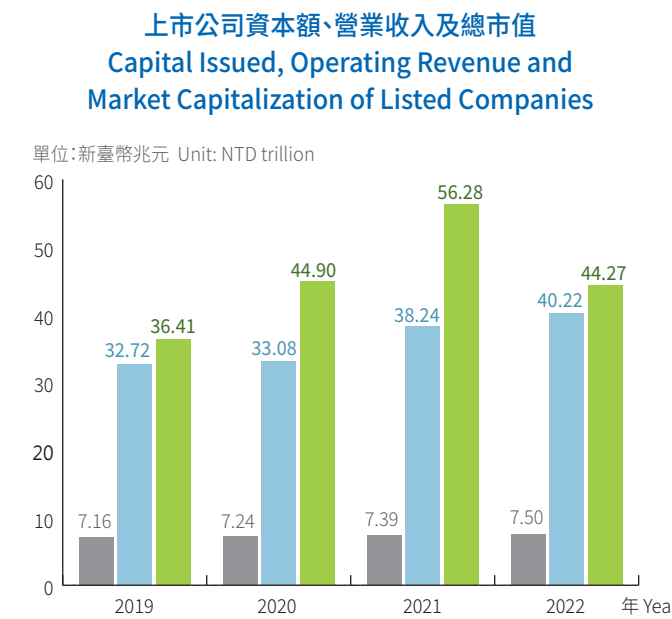
臺灣證券集中市場規模,至2022年底,上市公司家數971家(本國企業895家、外國企業76家),指數股票型基金143檔,指數投資證券20檔,權證掛牌檔數為23,300檔,加上7檔受益證券及10檔臺灣存託憑證等,提供投資人多樣化商品。



As of the end of 2022, the TWSE market size consisted of 971 listed companies (895 domestic and 76 foreign primary), 143 ETFs, 20 ETNs, 23,300 warrants, seven REITs and 10 TDRs, providing investors with diverse products.

2022年證券成交總金額59.57兆元、日均成交值2,421.70億元,為歷年次高水準;上市股票市值44.27兆元,為歷年第三高水準。

In 2022, the total securities trading value was NTD59.57 trillion, with a daily average trading value of NTD242.17 billion, reaching the second-highest level in TWSE history. The stock market capitalization was NTD44.27 trillion, also marking the third-highest record in history.



註:不含TDRs Note: TDRs excluded.

2022年發行量加權股價指數圖
2022 TAIEX chart



2022年受疫情及國際政經情勢影響,最後營業日臺灣發行量加權股價指數14,137.69點,較2021年底下跌22.40%。

Due to the effects of the pandemic plus international political and economic impacts, the Taiwan Stock Exchange Capitalization Weighted Stock Index (TAIEX) decreased to 14,137.69 points on the last trading date of 2022, 22.40% down from year-end 2021.

至2022年底,與本公司簽訂集中交易市場使用契約之證券商為69家,證券商經紀商共設有801個分支機構;由於台股市場活絡,開戶人數持續增加,歸戶後總開戶人數約1,202萬人,其中有交易者約551萬人。

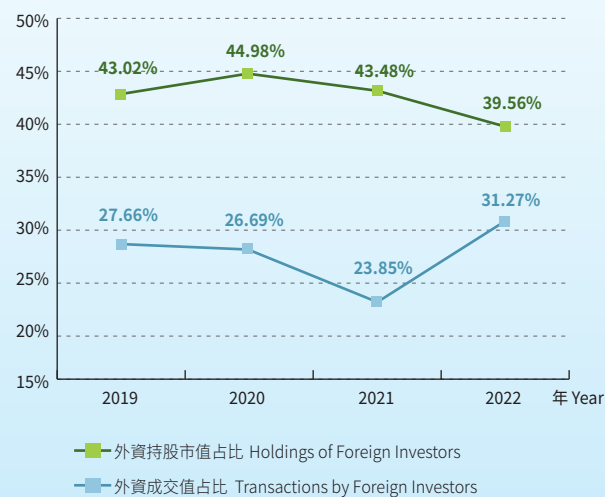
By the end of 2022, 69 securities firms had contracts with the TWSE to operate in the domestic market, with totally 801 branch offices operated by securities brokers nationwide. Due to the active Taiwan stock market, the number of new trading accounts continuously increased, and thus the cumulative number of investors grew to 12.02 million. There were about 5.51 million active traders throughout the year.



投資人類別方面，2022年國內法人(含投信及自營商)、外國法人、外國及國內自然人之成交值占比分別為10.43%、31.23%、0.04%及58.30%，年底外資持股市值占比達39.56%。

As of the end of 2022, the trading value percentages of domestic institutions (including securities investment trust companies and dealers), foreign institutions, foreign and domestic individuals were 10.43%, 31.23%, 0.04% and 58.30%, respectively. The market value percentage held by foreign investors reached 39.56%.

集中市場外資交易及持股比重
Transaction and Holding Percentages of Foreign Investors in the Centralized Market

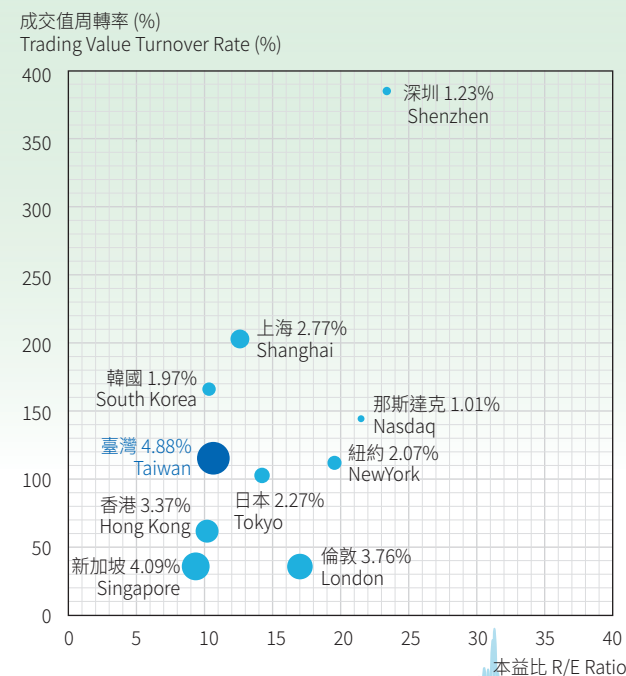


2022年上市股票平均本益比為10.39倍，而新加坡、香港平均本益比約為9.22及10.31倍，韓國、上海、日本、倫敦、紐約、那斯達克、深圳約為10.76~23.44倍，臺股本益比處於合理區間；成交值周轉率115.44%，優於日本、香港、倫敦、新加坡等主要市場。

In 2022, TWSE stocks traded at an average price-to-earnings ratio of 10.39, while markets in Singapore and Hong Kong had an average P/E ratio of 9.22 and 10.31. South Korea, Shanghai, Tokyo, London, New York, NASDAQ and Shenzhen had an average P/E ratio of 10.76 to 23.44, highlighting the TWSE P/E ratio is within a reasonable range. TWSE turnover rate in terms of trading value was 115.44%, ranking higher than Tokyo, Hong Kong, London and Singapore markets.



2022年主要股市本益比、周轉率及現金股利殖利率
Price to Earnings Ratio, Turnover Rate and Cash Dividend Yield of Major Stock Markets



資料來源: Bloomberg, Reuters, WFE及各交易所
註: 圓點直徑象徵殖利率大小
Sources: Bloomberg, Reuters, World Federation of Exchanges, and other respective exchanges
Note: Each circle's diameter represents the size of an exchange's overall yield.



全體上市公司2022年稅前淨利為4兆7,545億元，2022年發放現金股利2兆1,436億元，現金股利殖利率為4.88%，報酬率高於銀行定存利率，優於新加坡、倫敦、香港、上海、日本、紐約、韓國、深圳、那斯達克等主要交易所。

The total net income before-tax of TWSE-listed companies was NTD4.75 trillion in 2022. Those companies distributed total cash dividends of NTD2.14 trillion in 2022, and the cash dividend yield reached 4.88%, which was higher than the rate of return on bank deposits and exceeded rates attained in major markets such as Singapore, London, Hong Kong, Shanghai, Tokyo, New York, South Korea, Shenzhen and NASDAQ.



官網



公司簡介



簡介影片



年報



ESG專區



Corporate Video



TAIWAN STOCK EXCHANGE

臺灣證券交易所

11049 臺北市信義路五段7號9樓
9F, No. 7, Sec. 5, Xinyi Rd., Taipei City 11049, Taiwan
Tel: 886-2-8101-3101
<https://www.twse.com.tw>
投資人服務專線 The Investor Service Center
Tel: 886-2-2792-8188
投資人知識網 TWSE Investor Knowledge Network
<https://investoredu.twse.com.tw>

2023年6月出版 Published in June, 2023
證券刊物編號: 02-112-2-01

臺灣證券交易所
攜手同行 邁向未來

PARTNERS
TODAY
TOMORROW
& BEYOND

