

Digital and Cloud Services

163.5 ▲ 7.0 High 163.5 | Low 163.5 【+/-/X represent Up/Down/Not compared】

Company Information

Company Name	GOGOLOOK CO., LTD.
Spokesman	Kuo Chien Fu
Website	www.gogolook.com
Capital	NT 319,939,360
Main Business	AI Trust Cloud Service
Listing Date	2023/07/13
Industry	Digital and Cloud Services

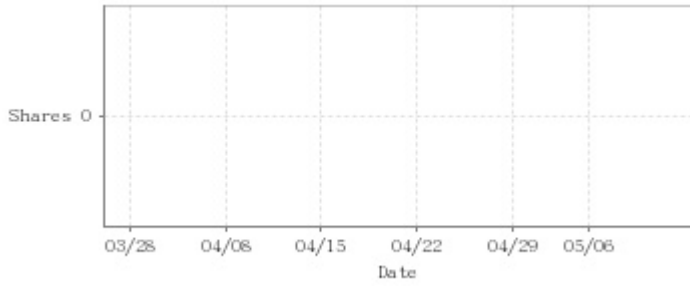
Price and Trade Information



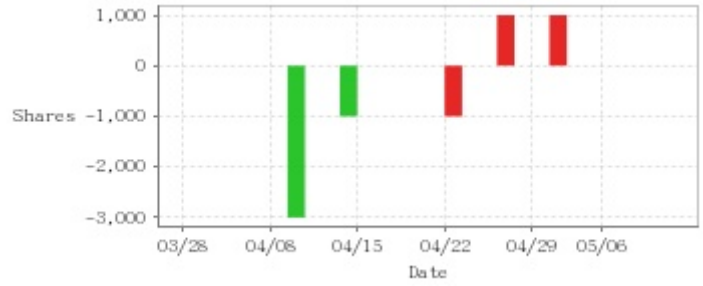
Date	Closing Price	Trade Volume	Date	Closing Price	Trade Volume	Date	Closing Price	Trade Volume
5/10	163.5	1,143	4/25	153.0	1,000	4/11	150.5	2,213
5/9	156.5	1,000	4/24	153.0	3,115	4/10	153.0	16,001
5/8	0.0	0	4/23	153.5	2,000	4/9	161.0	45,839
5/7	156.0	2,020	4/22	145.0	8,020	4/8	150.0	3,002
5/6	156.5	5,000	4/19	155.0	9,060	4/3	148.0	2,001
5/3	0.0	0	4/18	0.0	0	4/2	0.0	1
5/2	157.0	1,000	4/17	157.5	3,061	4/1	150.0	12,001
4/30	158.0	7,000	4/16	152.5	13,000	3/29	150.5	10,011
4/29	158.0	7,233	4/15	155.5	3,000	3/28	154.0	2,043
4/26	153.0	1,000	4/12	158.0	10,001	3/27	148.5	6,043

Historical Trading Information

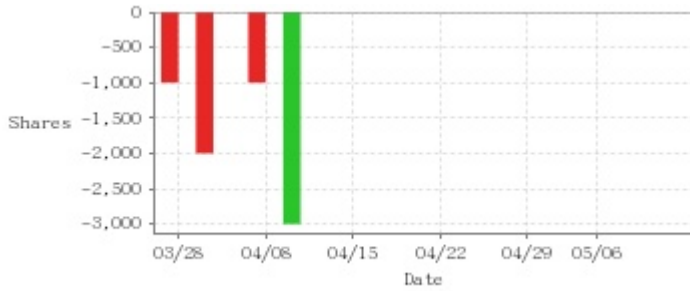
Securities Investment Trust Companies



Foreign Investors

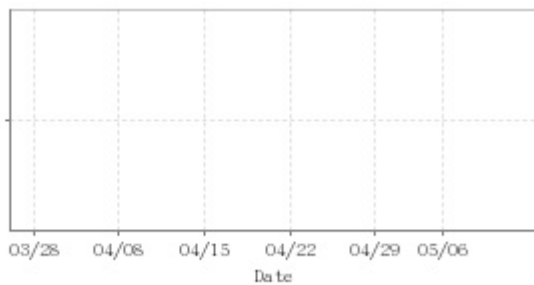


Dealers

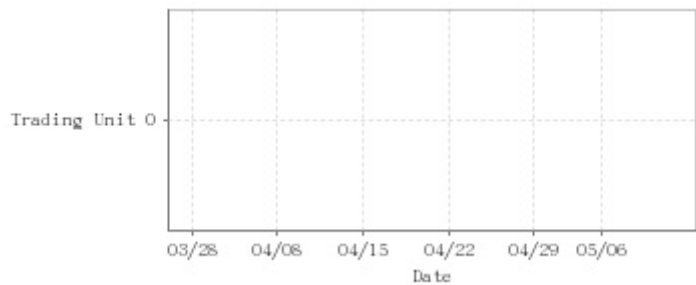


Date	Securities Investment Trust Companies Difference(+)/(-)	Dealers Difference(+)/(-)	Foreign Investors Difference(+)/(-)	Date	Securities Investment Trust Companies Difference(+)/(-)	Dealers Difference(+)/(-)	Foreign Investors Difference(+)/(-)
5/10	0	0	0	4/18	0	0	0
5/9	0	0	0	4/17	0	0	0
5/8	0	0	0	4/16	0	0	0
5/7	0	0	0	4/15	0	0	0
5/6	0	0	0	4/12	0	0	-1,000
5/3	0	0	0	4/11	0	0	0
5/2	0	0	0	4/10	0	0	0
4/30	0	0	+1,000	4/9	0	-3,000	-3,000
4/29	0	0	0	4/8	0	0	0
4/26	0	0	0	4/3	0	-1,000	0
4/25	0	0	+1,000	4/2	0	0	0
4/24	0	0	0	4/1	0	0	0
4/23	0	0	0	3/29	0	-2,000	0
4/22	0	0	-1,000	3/28	0	0	0
4/19	0	0	0	3/27	0	-1,000	0

Purchase on Margin



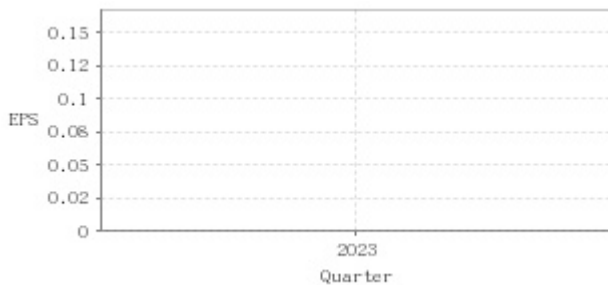
Short Sale



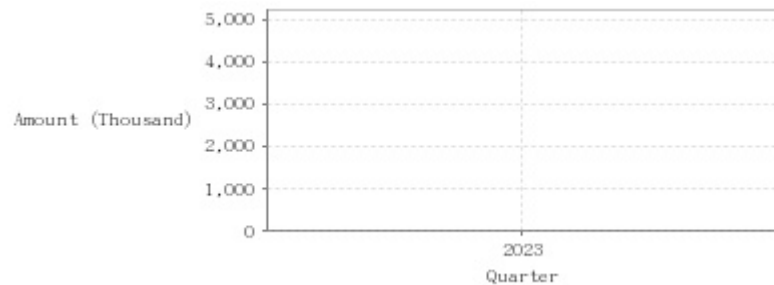
Date	Purchase on Margin	Short Sale	Date	Purchase on Margin	Short Sale	Date	Purchase on Margin	Short Sale
5/10	0	0	4/25	0	0	4/11	0	0
5/9	0	0	4/24	0	0	4/10	0	0
5/8	0	0	4/23	0	0	4/9	0	0
5/7	0	0	4/22	0	0	4/8	0	0
5/6	0	0	4/19	0	0	4/3	0	0
5/3	0	0	4/18	0	0	4/2	0	0
5/2	0	0	4/17	0	0	4/1	0	0
4/30	0	0	4/16	0	0	3/29	0	0
4/29	0	0	4/15	0	0	3/28	0	0
4/26	0	0	4/12	0	0	3/27	0	0

Company Financials

EPS



Income from continuing operations before tax



Quarter	Jan-Mar		Jan-Jun		Jan-Sep		Jan-Dec	
	EPS	Income from continuing operations before tax (Thousand)	EPS	Income from continuing operations before tax (Thousand)	EPS	Income from continuing operations before tax (Thousand)	EPS	Income from continuing operations before tax (Thousand)
2023	0.06	1,923	0.41	12,686	0.85	26,562	0.16	5,011

Monthly Revenue



Monthly	Monthly Revenue	Monthly	Monthly Revenue
2024/04	57,789,000	2023/04	67,230,000
2024/03	65,301,000		
2024/02	66,257,000		
2024/01	75,628,000		
2023/12	77,514,000		
2023/11	67,738,000		
2023/10	66,821,000		
2023/09	67,966,000		
2023/08	61,985,000		
2023/07	56,636,000		
2023/06	59,080,000		
2023/05	63,522,000		

PE ratio



Date	PE ratio	Date	PE ratio	Date	PE ratio
5/10	1021.88	4/25	956.25	4/11	940.62
5/9	978.12	4/24	956.25	4/10	956.25
5/8	975.00	4/23	959.38	4/9	1006.25
5/7	975.00	4/22	906.25	4/8	937.50
5/6	978.12	4/19	968.75	4/3	925.00
5/3	981.25	4/18	984.38	4/2	937.50
5/2	981.25	4/17	984.38	4/1	937.50
4/30	987.50	4/16	953.12	3/29	940.62
4/29	987.50	4/15	971.88	3/28	962.50
4/26	956.25	4/12	987.50	3/27	928.12

Announcements

(Please refer to [mops](#) for the most updated information)

Subject	Date
▶ Correction for balance of endorsement in March 2024	2024/05/06 22:15:21
▶ Announcement of the Board meeting date for 2024Q1 Financial Report	2024/05/06 22:15:57
▶ The company is invited to attend 15th Taiwan CEO Week hosted by QIC	2024/04/24 15:43:35
▶ To release the managers from non-competition restrictions resolved by the company's Board of Directors	2024/04/12 17:49:42
▶ Board of Directors approved to appoint the first Compensation Committee members	2024/04/12 17:58:30

Corporate Action

Year	Shareholders' meeting date	Period	Cash dividends	Stock dividends
2023	-	2023	0.00000	0.00000
2022	-	2022	0.00000	0.00000
2021	2022/06/30	2021	0.00000	0.00000