

ARIZON RFID TECHNOLOGY (CAYMAN) CO., LTD.

Generated Date: 2024/05/12

ISIN Code:

Communications and Internet

172.0 ▲ 15.5 High 172.0 | Low 170.5 【+/-/X represent Up/Down/Not compared】

Company Information

Company Name	ARIZON RFID TECHNOLOGY (CAYMAN) CO., LTD.
Spokesman	Kuan-Yu Lin
Website	www.arizontw.com/webls-zh-tw
Capital	NT 743,180,000
Main Business	Arizon RFID Technology is one of the largest RFID ODM manufacturers worldwide. Our customers include major global apparel brands, channel retail, airlines, logistics, etc. The cumulative sales have exceeded 18.2 billion inlays. Our products assist customers in various application fields such as retail channel inventory management, logistics and warehousing to accelerate the efficiency and eliminate inventory waste. Manufacturing quality mass production scale leads the industry, and has successively obtained the cooperation and supply of several international brands: from premium to fast fashion brands, from retail channels to traceability of agricultural products, from consumer applications to industrial management — Arizon and our customers cooperate in any application link to build the mission of the IoT.
Listing Date	2023/03/21
Industry	Communications and Internet

Price and Trade Information

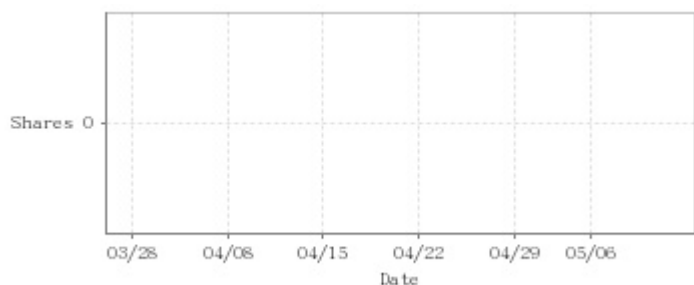
Closing Price



Date	Closing Price	Trade Volume	Date	Closing Price	Trade Volume	Date	Closing Price	Trade Volume
5/10	172.0	2,615,849	4/25	143.0	133,854	4/11	152.0	418,472
5/9	156.5	644,457	4/24	141.5	148,109	4/10	151.5	1,008,979
5/8	151.0	157,285	4/23	138.5	143,019	4/9	147.5	129,116
5/7	150.0	257,971	4/22	139.0	122,694	4/8	146.5	100,011
5/6	150.5	444,524	4/19	139.5	406,132	4/3	145.5	113,093
5/3	146.5	94,875	4/18	143.5	174,657	4/2	147.5	125,005
5/2	145.5	60,531	4/17	144.0	118,822	4/1	147.5	126,142
4/30	145.0	122,262	4/16	143.0	403,577	3/29	144.5	149,450
4/29	145.5	226,428	4/15	148.5	238,089	3/28	145.0	323,791
4/26	146.0	322,360	4/12	150.5	328,587	3/27	148.0	420,548

Historical Trading Information

Securities Investment Trust Companies



Foreign Investors



Dealers

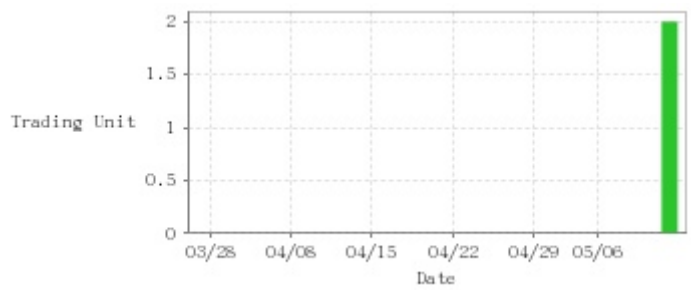


Date	Securities Investment Trust Companies Difference(+)/(-)	Dealers Difference(+)/(-)	Foreign Investors Difference(+)/(-)	Date	Securities Investment Trust Companies Difference(+)/(-)	Dealers Difference(+)/(-)	Foreign Investors Difference(+)/(-)
5/10	0	+8,000	+274,000	4/18	0	+812	+30,000
5/9	0	-24,800	+200,000	4/17	0	-5,253	-42,000
5/8	0	+796	+25,000	4/16	0	-2,607	-157,000
5/7	0	-60,671	+39,000	4/15	0	-1,130	+52,000
5/6	0	+5,874	+33,000	4/12	0	-138	-57,000
5/3	0	-5,470	-14,000	4/11	0	-24,315	-66,000
5/2	0	+1,000	+8,000	4/10	0	+50,887	-53,000
4/30	0	+40	+14,000	4/9	0	+1,000	-12,000
4/29	0	-50,525	-19,000	4/8	0	-1,000	+19,000
4/26	0	+38,000	-43,000	4/3	0	-11,371	-29,000
4/25	0	-13,311	-33,000	4/2	0	+9,750	-54,000
4/24	0	+2,465	+31,000	4/1	0	-1,233	+24,000
4/23	0	+1,569	+18,000	3/29	0	-2,954	+1,000
4/22	0	-30,364	+4,000	3/28	0	+1,215	-53,000
4/19	0	-38,515	-104,000	3/27	0	-12,519	-50,000

Purchase on Margin



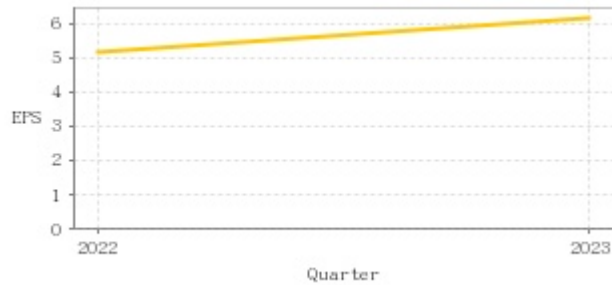
Short Sale



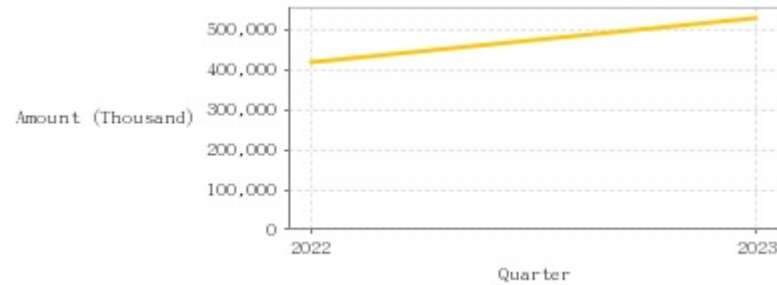
Date	Purchase on Margin	Short Sale	Date	Purchase on Margin	Short Sale	Date	Purchase on Margin	Short Sale
5/10	+73	+2	4/25	-2	0	4/11	+17	0
5/9	+33	0	4/24	-12	0	4/10	+52	0
5/8	-2	0	4/23	-24	0	4/9	+8	0
5/7	+17	0	4/22	+5	0	4/8	-12	0
5/6	+24	0	4/19	-13	0	4/3	+8	0
5/3	+5	0	4/18	-19	0	4/2	-4	0
5/2	-8	0	4/17	-6	0	4/1	-5	0
4/30	-14	0	4/16	-12	0	3/29	+15	0
4/29	+17	0	4/15	-55	0	3/28	+25	0
4/26	-2	0	4/12	-25	0	3/27	+45	0

Company Financials

EPS



Income from continuing operations before tax



Quarter	Jan-Mar		Jan-Jun		Jan-Sep		Jan-Dec	
	EPS	Income from continuing operations before tax (Thousand)	EPS	Income from continuing operations before tax (Thousand)	EPS	Income from continuing operations before tax (Thousand)	EPS	Income from continuing operations before tax (Thousand)
2023	1.51	123,565	3.22	266,425	4.38	365,972	6.17	531,457
2022	-	-	-	-	-	-	5.18	420,098

Monthly Revenue



Monthly	Monthly Revenue	Monthly	Monthly Revenue
2024/04	391,964	2023/04	185,583
2024/03	333,557	2023/03	211,147
2024/02	256,127	2023/02	160,919
2024/01	311,434	2023/01	215,176
2023/12	323,509		
2023/11	272,833		
2023/10	273,991		
2023/09	259,097		
2023/08	213,487		
2023/07	182,688		
2023/06	196,764		
2023/05	190,752		

PE ratio



Date	PE ratio	Date	PE ratio	Date	PE ratio
5/10	28.52	4/25	23.71	4/11	25.21
5/9	25.95	4/24	23.47	4/10	25.12
5/8	25.04	4/23	22.97	4/9	24.46
5/7	24.88	4/22	23.05	4/8	24.30
5/6	24.96	4/19	23.13	4/3	24.13
5/3	24.30	4/18	23.80	4/2	24.46
5/2	24.13	4/17	23.88	4/1	24.46
4/30	24.05	4/16	23.71	3/29	23.96
4/29	24.13	4/15	24.63	3/28	24.05
4/26	24.21	4/12	24.96	3/27	24.54

Announcements

(Please refer to [mops](#) for the most updated information)

Subject	Date
▶ Announcement of the Consolidated Financial Statements for the first quarter of 2024.	2024/05/09 16:25:06
▶ Announcement pursuant to Article 22, of the Regulations Governing Loaning of Funds and Making of Endorsements/Guarantees by Public Companies	2024/05/09 16:25:34
▶ On behalf of Arizon RFID Technology Co., Ltd., announced the major resolutions of the 2024 Annual General Shareholders' Meeting.	2024/04/17 16:26:59
▶ Announce the commitments issued by the company when applying for stock listing for the first time And its subsequent implementation	2024/04/10 18:11:29
▶ On behalf of Arizon RFID Technology Co., Ltd., announced the Board's resolution of not distributing dividends.	2024/03/28 16:18:54

Corporate Action

Year	Shareholders' meeting date	Period	Cash dividends	Stock dividends
2023	2024/06/27	2023	3.00000	0.00000
2022	2023/06/27	2022	1.98000	0.00000