

Other Electronic

**44.25** ▲ **2.9** High 45.45 | Low 42.35 【+/-/X represent Up/Down/Not compared】

**Company Information**

<b>Company Name</b>	SYNPOWER CO., LTD.
<b>Spokesman</b>	Mickey Chen
<b>Website</b>	<a href="http://www.synpower.com.tw">http://www.synpower.com.tw</a>
<b>Capital</b>	NT 328,700,000
<b>Main Business</b>	Automatic machines, visual systems for industrial 4.0 application and chemicals are currently our three main business. We sell and develop machines and materials of PCB and semiconductor industry.
<b>Listing Date</b>	2023/11/02
<b>Industry</b>	Other Electronic

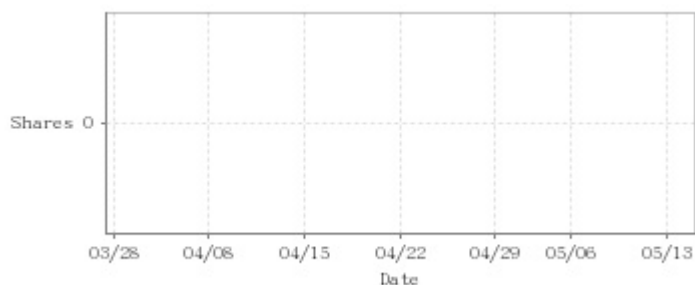
**Price and Trade Information**



Date	Closing Price	Trade Volume	Date	Closing Price	Trade Volume	Date	Closing Price	Trade Volume
5/13	44.25	354,303	4/26	41.95	27,025	4/12	41.85	42,041
5/10	41.35	36,010	4/25	41.35	29,002	4/11	41.45	21,121
5/9	41.1	12,012	4/24	40.0	26,014	4/10	40.25	4,100
5/8	40.8	11,020	4/23	40.0	13,048	4/9	41.0	25,000
5/7	40.75	18,282	4/22	40.25	27,151	4/8	41.9	20,443
5/6	41.2	30,181	4/19	40.3	19,346	4/3	41.3	23,120
5/3	40.8	3,500	4/18	42.5	8,775	4/2	41.35	36,849
5/2	41.0	7,000	4/17	42.8	77,133	4/1	40.25	5,136
4/30	41.0	17,055	4/16	40.45	6,107	3/29	41.4	22,366
4/29	0.0	29	4/15	42.0	41,000	3/28	41.5	38,190

# Historical Trading Information

## Securities Investment Trust Companies



## Foreign Investors



## Dealers

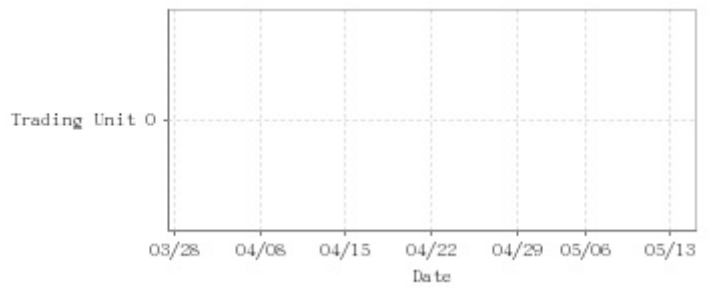


Date	Securities Investment Trust Companies Difference(+)/(-)	Dealers Difference(+)/(-)	Foreign Investors Difference(+)/(-)	Date	Securities Investment Trust Companies Difference(+)/(-)	Dealers Difference(+)/(-)	Foreign Investors Difference(+)/(-)
5/13	0	0	+4,000	4/19	0	0	-3,000
5/10	0	+1,000	-2,000	4/18	0	0	-2,000
5/9	0	0	-2,000	4/17	0	0	0
5/8	0	-1,000	0	4/16	0	0	+2,000
5/7	0	0	0	4/15	0	-1,000	-2,000
5/6	0	0	+5,000	4/12	0	0	-3,000
5/3	0	+1,000	+1,000	4/11	0	0	-1,000
5/2	0	0	0	4/10	0	0	0
4/30	0	0	+1,000	4/9	0	0	-4,000
4/29	0	0	0	4/8	0	+1,000	-2,000
4/26	0	0	-3,000	4/3	0	-1,000	+4,000
4/25	0	0	-3,000	4/2	0	+1,000	0
4/24	0	0	+7,000	4/1	0	-1,000	0
4/23	0	0	-4,000	3/29	0	+1,000	0
4/22	0	0	-7,000	3/28	0	0	-3,000

### Purchase on Margin



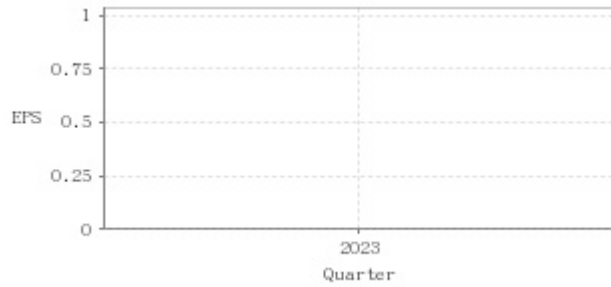
### Short Sale



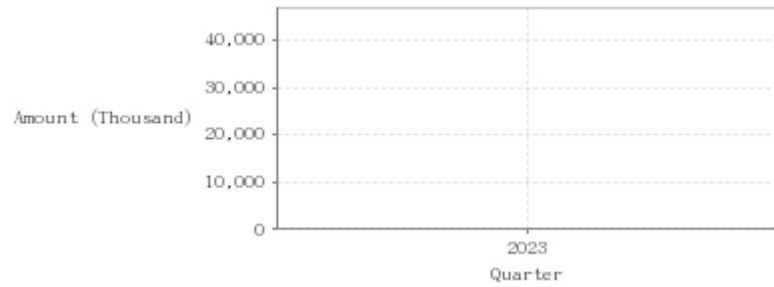
Date	Purchase on Margin	Short Sale	Date	Purchase on Margin	Short Sale	Date	Purchase on Margin	Short Sale
5/13	+51	0	4/26	0	0	4/12	0	0
5/10	+8	0	4/25	0	0	4/11	0	0
5/9	0	0	4/24	0	0	4/10	0	0
5/8	0	0	4/23	0	0	4/9	0	0
5/7	0	0	4/22	0	0	4/8	0	0
5/6	0	0	4/19	0	0	4/3	0	0
5/3	0	0	4/18	0	0	4/2	0	0
5/2	0	0	4/17	0	0	4/1	0	0
4/30	0	0	4/16	0	0	3/29	0	0
4/29	0	0	4/15	0	0	3/28	0	0

## Company Financials

### EPS

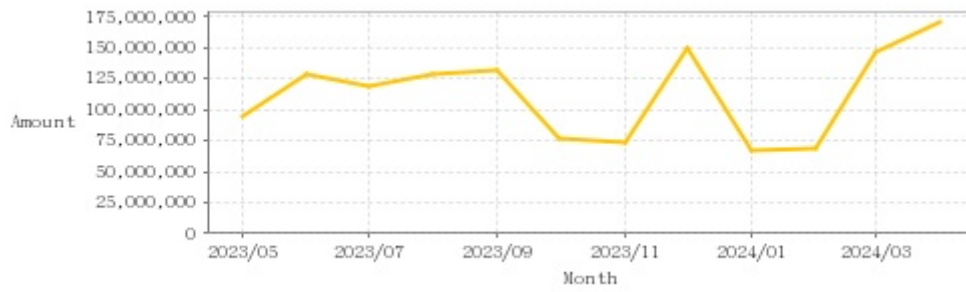


### Income from continuing operations before tax



Quarter	Jan-Mar		Jan-Jun		Jan-Sep		Jan-Dec	
	EPS	Income from continuing operations before tax (Thousand)	EPS	Income from continuing operations before tax (Thousand)	EPS	Income from continuing operations before tax (Thousand)	EPS	Income from continuing operations before tax (Thousand)
2023	-	-	-	-	1.02	45,468	0.99	44,833

### Monthly Revenue



Monthly	Monthly Revenue
2024/04	171,157,000
2024/03	146,450,000
2024/02	68,988,000
2024/01	67,455,000
2023/12	149,217,000
2023/11	72,966,000
2023/10	76,153,000
2023/09	132,230,000
2023/08	128,737,000
2023/07	119,003,000
2023/06	128,871,000
2023/05	93,864,000

### PE ratio



Date	PE ratio	Date	PE ratio	Date	PE ratio
5/13	48.10	4/26	45.60	4/12	45.49
5/10	44.95	4/25	44.95	4/11	45.05
5/9	44.67	4/24	43.48	4/10	43.75
5/8	44.35	4/23	43.48	4/9	44.57
5/7	44.29	4/22	43.75	4/8	45.54
5/6	44.78	4/19	43.80	4/3	44.89
5/3	44.35	4/18	46.20	4/2	44.95
5/2	44.57	4/17	46.52	4/1	43.75
4/30	44.57	4/16	43.97	3/29	45.00
4/29	45.33	4/15	45.65	3/28	45.11

## Announcements

(Please refer to [mops](#) for the most updated information)

Subject	Date
▶ Announcement of matters related to the air- conditioning system project of the Company's Xinsheng Road factory	2024/05/09 18:30:19
▶ Announcement the Company's 2024Q1 consolidated financial statements have been approved by the Board of Directors.	2024/05/09 18:30:45
▶ Announcement of the ex-dividend date and payment date for cash dividends of the Company	2024/05/02 16:19:05
▶ Announcement for the Board of Directors meeting date of the First Quarter 2024 Financial Report	2024/04/30 17:29:49
▶ Announcement of the Company's commitment made when applying for listed trading of stock and the follow-up implementation status	2024/04/10 15:29:22

## Corporate Action

Year	Shareholders' meeting date	Period	Cash dividends	Stock dividends
2023	-	2023	1.20000	0.00000
2022	-	2022	2.00000	0.00000
2021	2022/06/10	2021	1.20000	0.00000
2020	2021/05/13	2020	0.60000	0.20000
2019	2020/06/30	2019	1.20000	0.00000