

ISIN Code: TW0003062006

Communications and Internet

22.95 ▲ 1.0 High 23.0 | Low 22.25 【+/-/X represent Up/Down/Not compared】

Company Information

Company Name	CYBERTAN TWCHNOLOGY INC.
Spokesman	Lynn Kuo
Website	www.cybertan.com.tw
Capital	NT 3,302,354,180
Main Business	CyberTAN's products have secured substantial shares of the broadband communications and wireless networking markets. Simplicity and ease of use are among CyberTAN's principal design considerations, ensuring that people all over the world can make network connections quickly and easily. CyberTAN offers full lines of cost-effective products, including - Wireless broadband products - broadband routers, wireless broadband routers Wireless communications products - wireless LAN adapters, embeddable wireless LAN modules Telecom CPE products - xDSL routers, VoIP security gateways, ADSL2+ VoIP security gateways Digital home products - digital media adapters, embeddable digital media adapter modules, ZigBee gateways
Listing Date	2003/07/28
Industry	Communications and Internet

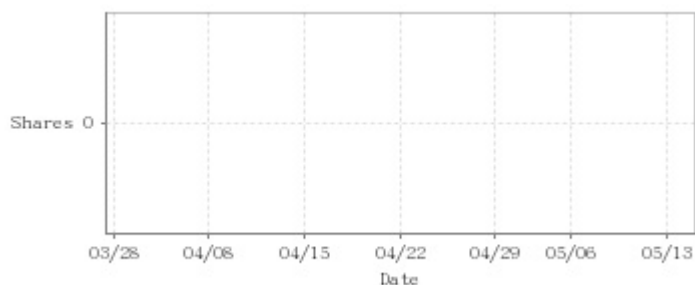
Price and Trade Information



Date	Closing Price	Trade Volume	Date	Closing Price	Trade Volume	Date	Closing Price	Trade Volume
5/13	22.95	5,019,305	4/26	21.4	1,540,723	4/12	22.4	2,302,309
5/10	21.95	1,163,397	4/25	21.25	1,127,887	4/11	22.4	4,328,668
5/9	21.95	1,444,643	4/24	21.65	1,942,604	4/10	23.1	8,057,641
5/8	22.0	1,303,076	4/23	21.1	1,076,539	4/9	23.4	3,488,667
5/7	22.2	3,012,853	4/22	20.9	1,786,470	4/8	23.4	2,754,456
5/6	22.35	7,625,086	4/19	21.1	3,002,326	4/3	23.4	5,360,164
5/3	21.5	1,068,657	4/18	21.55	1,475,079	4/2	24.0	6,428,696
5/2	21.65	834,702	4/17	21.7	1,817,917	4/1	24.25	7,359,948
4/30	21.55	3,005,774	4/16	21.35	4,567,568	3/29	24.5	17,781,256
4/29	21.4	1,571,743	4/15	22.4	2,802,827	3/28	25.8	76,383,387

Historical Trading Information

Securities Investment Trust Companies



Foreign Investors

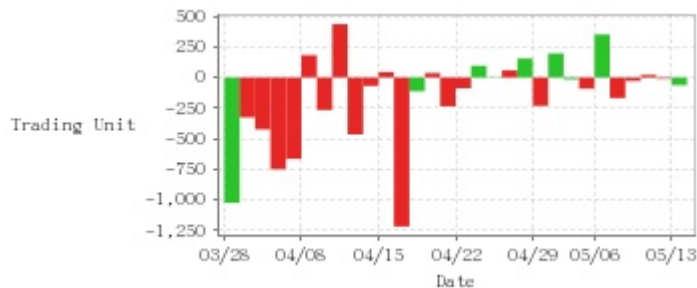


Dealers



Date	Securities Investment Trust Companies Difference(+)/(-)	Dealers Difference(+)/(-)	Foreign Investors Difference(+)/(-)	Date	Securities Investment Trust Companies Difference(+)/(-)	Dealers Difference(+)/(-)	Foreign Investors Difference(+)/(-)
5/13	0	+104,000	+2,307,000	4/19	0	-36,991	+18,000
5/10	0	+1,000	+32,000	4/18	0	-9,120	+45,000
5/9	0	-8,298	-1,000	4/17	0	-19,852	+208,000
5/8	0	-13,002	-75,000	4/16	0	-133,062	+381,000
5/7	0	-572	-214,000	4/15	0	-30,022	-140,000
5/6	0	-30,869	+432,000	4/12	0	-5,000	-62,000
5/3	0	+16,000	+119,000	4/11	0	-133,003	-1,066,000
5/2	0	0	+184,000	4/10	0	+12,060	+959,000
4/30	0	+134	-734,000	4/9	0	-36,000	+423,000
4/29	0	+6,845	-56,000	4/8	0	+4,000	-418,000
4/26	0	-999	-119,000	4/3	0	-55,115	-55,045
4/25	0	-4,117	-202,000	4/2	0	+24,903	-474,955
4/24	0	+50,914	+400,000	4/1	0	-33,000	-133,000
4/23	0	+9,508	-185,000	3/29	0	-107,586	-2,967,000
4/22	0	+13,449	+43,000	3/28	0	+193,550	+775,000

Purchase on Margin



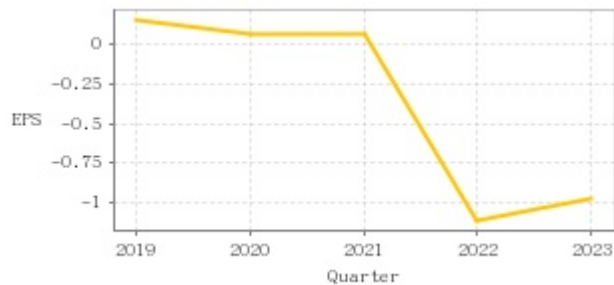
Short Sale



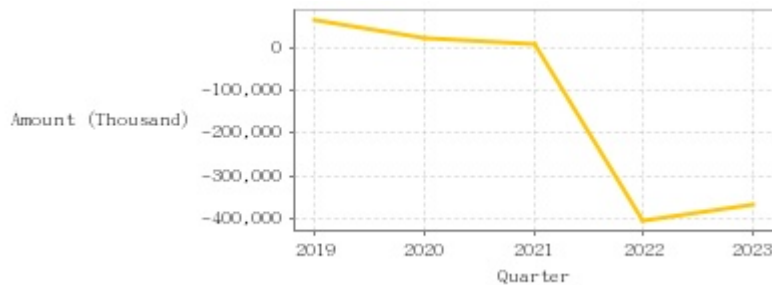
Date	Purchase on Margin	Short Sale	Date	Purchase on Margin	Short Sale	Date	Purchase on Margin	Short Sale
5/13	-63	+58	4/26	+155	+1	4/12	-69	-9
5/10	-10	-5	4/25	+58	+9	4/11	-465	-48
5/9	+21	+6	4/24	+4	0	4/10	+436	-3
5/8	-28	-24	4/23	+96	0	4/9	-266	-17
5/7	-168	+3	4/22	-88	0	4/8	+182	-5
5/6	+351	+26	4/19	-235	-138	4/3	-665	-90
5/3	-91	0	4/18	+36	-8	4/2	-750	-373
5/2	-15	-10	4/17	-113	-21	4/1	-424	-202
4/30	+197	+2	4/16	-1,218	-41	3/29	-326	-129
4/29	-232	0	4/15	+44	-19	3/28	-1,025	+309

Company Financials

EPS

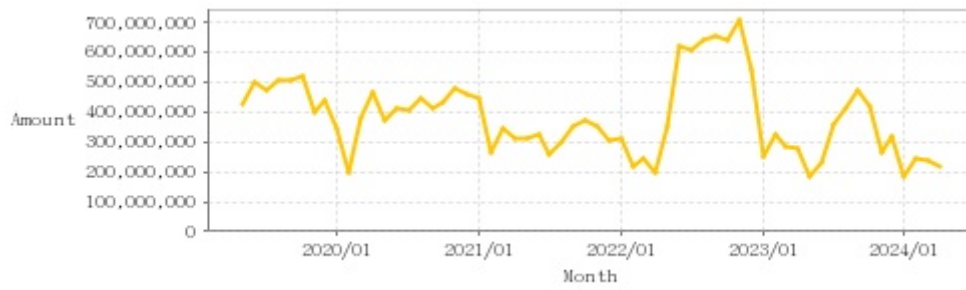


Income from continuing operations before tax



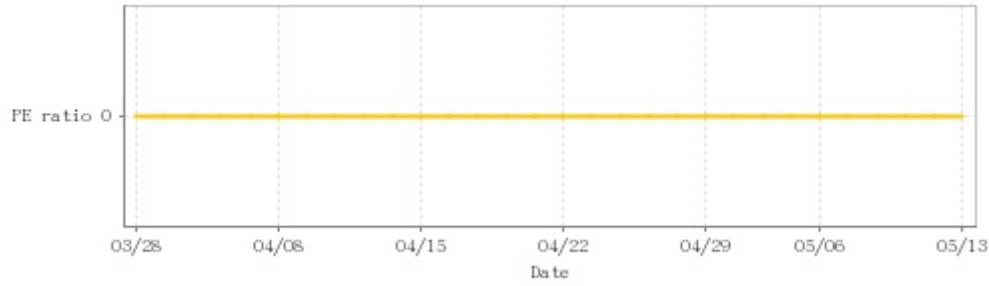
Quarter	Jan-Mar		Jan-Jun		Jan-Sep		Jan-Dec	
	EPS	Income from continuing operations before tax (Thousand)	EPS	Income from continuing operations before tax (Thousand)	EPS	Income from continuing operations before tax (Thousand)	EPS	Income from continuing operations before tax (Thousand)
2024	0	-4,149	-	-	-	-	-	-
2023	-0.37	-143,171	-0.68	-250,713	-0.75	-272,489	-0.97	-365,291
2022	-0.29	-101,072	-0.60	-193,173	-0.44	-113,851	-1.12	-406,638
2021	-0.05	-13,329	-0.02	-9,730	0.15	37,173	0.07	7,611
2020	-0.05	-19,443	0	-18,604	-0.02	-23,922	0.07	18,824
2019	0.07	28,402	0.13	53,127	0.14	60,153	0.16	65,319

Monthly Revenue



Monthly	Monthly Revenue	Monthly	Monthly Revenue	Monthly	Monthly Revenue	Monthly	Monthly Revenue	Monthly	Monthly Revenue
2024/04	217,011,000	2023/04	277,476,000	2022/04	201,156,000	2021/04	309,978,000	2020/04	464,153,000
2024/03	235,862,000	2023/03	282,886,000	2022/03	243,776,000	2021/03	347,656,000	2020/03	380,294,000
2024/02	242,144,000	2023/02	328,981,000	2022/02	220,260,000	2021/02	264,177,000	2020/02	201,057,000
2024/01	185,578,000	2023/01	251,874,000	2022/01	313,816,000	2021/01	445,333,000	2020/01	347,337,000
2023/12	317,277,000	2022/12	543,158,000	2021/12	308,559,000	2020/12	462,264,000	2019/12	437,656,000
2023/11	262,060,000	2022/11	710,601,000	2021/11	350,540,000	2020/11	483,750,000	2019/11	401,651,000
2023/10	418,863,000	2022/10	643,546,000	2021/10	371,282,000	2020/10	434,918,000	2019/10	520,186,000
2023/09	474,023,000	2022/09	658,152,000	2021/09	353,157,000	2020/09	415,999,000	2019/09	510,172,000
2023/08	411,570,000	2022/08	638,623,000	2021/08	300,929,000	2020/08	443,638,000	2019/08	505,104,000
2023/07	359,270,000	2022/07	606,135,000	2021/07	258,336,000	2020/07	409,267,000	2019/07	472,095,000
2023/06	234,040,000	2022/06	623,169,000	2021/06	322,901,000	2020/06	413,697,000	2019/06	498,325,000
2023/05	187,247,000	2022/05	352,742,000	2021/05	314,181,000	2020/05	370,677,000	2019/05	426,217,000

PE ratio



Date	PE ratio	Date	PE ratio	Date	PE ratio
5/13	0.00	4/26	0.00	4/12	0.00
5/10	0.00	4/25	0.00	4/11	0.00
5/9	0.00	4/24	0.00	4/10	0.00
5/8	0.00	4/23	0.00	4/9	0.00
5/7	0.00	4/22	0.00	4/8	0.00
5/6	0.00	4/19	0.00	4/3	0.00
5/3	0.00	4/18	0.00	4/2	0.00
5/2	0.00	4/17	0.00	4/1	0.00
4/30	0.00	4/16	0.00	3/29	0.00
4/29	0.00	4/15	0.00	3/28	0.00

Announcements

(Please refer to [mops](#) for the most updated information)

Subject	Date
▶ CyberTAN Board of directors resolved no dividend distribution	2024/05/10 16:54:51
▶ CyberTAN Board of Directors approved 2024 Q1 Consolidated financial reports	2024/05/10 16:57:52
▶ Subject: CyberTAN Board of Directors approved to add agenda of the 2024 Annual Shareholders' Meeting	2024/05/10 17:08:21
▶ CyberTAN announced the Board of Directors resolved on stock repurchase	2024/05/10 17:11:41
▶ Announcement of the Company's Board Meeting Date of Q1, 2024 Financial Report	2024/05/02 16:10:31

Corporate Action

Year	Shareholders' meeting date	Period	Cash dividends	Stock dividends
2023	-	2023	0.00000	0.00000
2022	-	2022	0.00000	0.00000
2021	-	2021	0.05000	0.00000
2020	-	2020	0.15000	0.00000
2019	2020/06/24	2019	0.15000	0.00000