E.SUN FINANCIAL HOLDING COMPANY,LTD.

Generated Date: 2024/04/25

ISIN Code:**TW0002884004**

Financial and Insurance

27.05 ▼ *0.15* High 27.35 | Low 27.05 【+/-/X represent Up/Down/Not compared】

Company Information

Company Name	E.SUN FINANCIAL HOLDING COMPANY,LTD.
Spokesman	Stanley Lin
Website	https://www.esunfhc.com
Capital	NT 156,640,000,000
Main Business	Investment & Administration.
Listing Date	2002/01/28
Industry	Financial and Insurance

Price and Trade Information

Closing Price

Date	Closing Price	Trade Volume	Date	Closing Price	Trade Volume	Date	Closing Price	Trade Volume
4/24	27.05	18,732,082	4/10	27.15	17,076,156	3/25	27.05	17,019,168
4/23	27.2	27,526,898	4/9	27.3	19,182,074	3/22	27.1	35,244,903
4/22	27.05	24,111,615	4/8	27.15	19,202,664	3/21	26.75	28,437,152
4/19	26.55	39,998,548	4/3	26.9	29,730,216	3/20	26.5	25,426,846
4/18	27.0	24,860,255	4/2	27.3	16,042,822	3/19	26.55	28,171,126
4/17	26.5	30,392,184	4/1	27.35	15,269,790	3/18	26.5	46,340,572
4/16	26.3	51,683,004	3/29	27.25	17,037,965	3/15	26.2	49,671,704
4/15	27.05	20,711,583	3/28	27.15	22,478,072	3/14	26.05	42,505,229
4/12	27.1	17,944,577	3/27	27.2	19,917,019	3/13	25.7	20,122,949
4/11	27.25	13,840,182	3/26	27.35	36,694,028	3/12	25.65	21,187,779

Historical Trading Information

Securities Investment Trust Companies

Foreign Investors

Dealers

Date	Securities Investment Trust Companies Difference(+)/(-)	Dealers Difference(+)/(-)	Foreign Investors Difference(+)/(-)	Date	Securities Investment Trust Companies Difference(+)/(-)	Dealers Difference(+)/(-)	Foreign Investors Difference(+)/(-)
4/24	+32,883	+692,364	-2,736,991	4/1	-185,219	+118,947	+4,998,371
4/23	+338,360	+1,274,339	+8,317,496	3/29	-268,617	-119,166	+6,751,020
4/22	+445,000	+1,386,973	+10,600,508	3/28	-143,000	+291,000	-4,003,275
4/19	+430,000	-1,103,455	-8,691,377	3/27	-10,000	-85,658	-1,659,089
4/18	+30,000	-129,411	+888,774	3/26	-135,366	+120,634	+14,072,796
4/17	-717,688	-653,306	-9,984,244	3/25	-93,412	-131,000	-3,904,609
4/16	-116,000	-446,450	-20,320,813	3/22	-1,010	-330,895	+4,611,857
4/15	-88,000	-200,433	+3,943,526	3/21	-23,258	-69,499	+9,418,212
4/12	-41,528	-1,038,958	-5,210,896	3/20	-17,057	+53,081	-5,789,781
4/11	-10,000	-104,636	+955,747	3/19	-461,855	-170,034	+2,796,465
4/10	-31,148	-171,998	-99,860	3/18	-129,744	-1,463,286	-6,089,500
4/9	-32,481	+159,136	+4,077,503	3/15	+101,369	-3,317,321	+16,528,162
4/8	-266,781	+15,367	+6,453,831	3/14	-303,613	-878,395	+14,473,420
4/3	-148,121	-22,000	-6,055,874	3/13	-128,000	-359,000	+7,146,576
4/2	-116,117	-127,000	+2,326,059	3/12	0	-113,002	+8,464,040

Purchase on Margin

Short Sale

Date	Purchase on Margin	Short Sale	Date	Purchase on Margin	Short Sale	Date	Purchase on Margin	Short Sale
4/24	-603	+7	4/10	+36	0	3/25	-46	0
4/23	-128	+2	4/9	-72	0	3/22	+374	-2
4/22	-179	+12	4/8	-58	-16	3/21	-92	+6
4/19	+241	+20	4/3	+158	-7	3/20	+192	+4
4/18	-50	+10	4/2	-32	-3	3/19	-391	+1
4/17	-2	+20	4/1	+31	0	3/18	-1,549	+2
4/16	+193	+68	3/29	-40	0	3/15	+504	+2
4/15	+23	+4	3/28	-55	+5	3/14	-52	0
4/12	-71	+4	3/27	+953	0	3/13	-180	+1
4/11	-30	0	3/26	-226	+4	3/12	-131	0

Company Financials

EPS

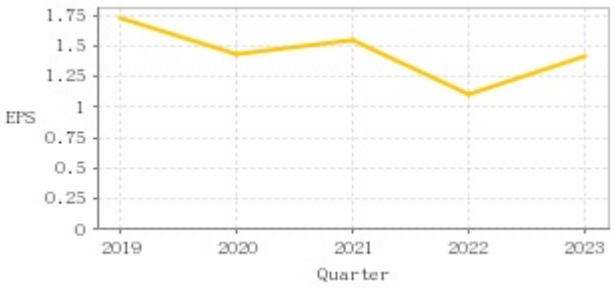

Income from continuing operations before tax

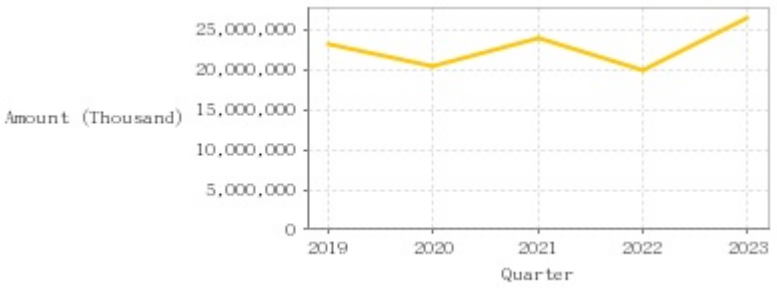

Quarter	Jan-Mar		Jan-Jun		Jan-Sep		Jan-Dec	
	EPS	Income from continuing operations before tax (Thousand)	EPS	Income from continuing operations before tax (Thousand)	EPS	Income from continuing operations before tax (Thousand)	EPS	Income from continuing operations before tax (Thousand)
2023	0.42	7,535,772	0.70	13,250,054	1.04	19,606,234	1.41	26,512,011
2022	0.32	5,339,287	0.50	9,240,497	0.82	14,842,362	1.10	19,903,198
2021	0.41	6,238,438	0.81	12,148,239	1.19	18,578,025	1.54	23,959,439
2020	0.39	5,592,604	0.77	11,388,079	1.11	16,293,628	1.43	20,529,092
2019	0.48	6,148,196	0.88	11,878,061	1.36	17,910,905	1.73	23,070,276

Monthly Revenue

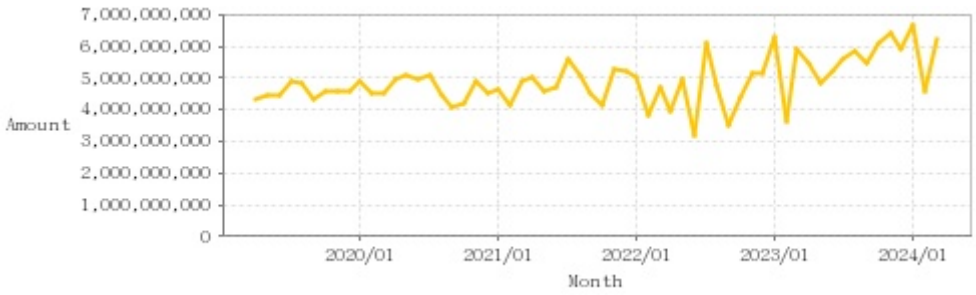

Monthly	Monthly Revenue	Monthly	Monthly Revenue	Monthly	Monthly Revenue	Monthly	Monthly Revenue	Monthly	Monthly Revenue
2024/03	6,202,869,000	2023/03	5,919,885,000	2022/03	4,682,565,000	2021/03	4,878,733,000	2020/03	4,497,324,000
2024/02	4,599,860,000	2023/02	3,613,646,000	2022/02	3,835,607,000	2021/02	4,152,637,000	2020/02	4,549,640,000
2024/01	6,682,255,000	2023/01	6,272,447,000	2022/01	5,036,576,000	2021/01	4,660,476,000	2020/01	4,921,019,000
2023/12	5,922,452,000	2022/12	5,167,780,000	2021/12	5,240,896,000	2020/12	4,519,884,000	2019/12	4,590,908,000
2023/11	6,440,468,000	2022/11	5,177,501,000	2021/11	5,260,785,000	2020/11	4,903,095,000	2019/11	4,568,694,000
2023/10	6,126,776,000	2022/10	4,416,081,000	2021/10	4,128,641,000	2020/10	4,215,588,000	2019/10	4,599,730,000
2023/09	5,455,815,000	2022/09	3,476,930,000	2021/09	4,548,690,000	2020/09	4,106,126,000	2019/09	4,347,075,000
2023/08	5,823,891,000	2022/08	4,793,454,000	2021/08	5,084,919,000	2020/08	4,484,920,000	2019/08	4,838,474,000
2023/07	5,597,849,000	2022/07	6,085,993,000	2021/07	5,588,087,000	2020/07	5,076,137,000	2019/07	4,918,020,000
2023/06	5,215,990,000	2022/06	3,178,403,000	2021/06	4,728,191,000	2020/06	4,936,454,000	2019/06	4,451,563,000
2023/05	4,847,725,000	2022/05	4,989,798,000	2021/05	4,560,660,000	2020/05	5,074,401,000	2019/05	4,447,353,000
2023/04	5,443,236,000	2022/04	3,959,417,000	2021/04	5,041,653,000	2020/04	4,962,271,000	2019/04	4,335,471,000

PE ratio

Date	PE ratio	Date	PE ratio	Date	PE ratio
4/24	19.46	4/10	19.53	3/25	19.46
4/23	19.57	4/9	19.64	3/22	19.50
4/22	19.46	4/8	19.53	3/21	19.24
4/19	19.10	4/3	19.35	3/20	19.06
4/18	19.42	4/2	19.64	3/19	19.10
4/17	19.06	4/1	19.68	3/18	19.06
4/16	18.92	3/29	19.60	3/15	18.85
4/15	19.46	3/28	19.53	3/14	20.35
4/12	19.50	3/27	19.57	3/13	20.08
4/11	19.60	3/26	19.68	3/12	20.04

Announcements

(Please refer to mops for the most updated information)

Subject	Date
E.SUN FHC,on behalf of its subsidiary,E.SUN Bank,announces the donation to E.SUN Volunteer & Social Welfare Foundation.	2024/04/19 14:01:31
E.SUN FHC, on behalf of its subsidiary, E.SUN Bank, announces material resolutions made by its Board of Directors which acts on shareholders' meeting's behalf.	2024/04/19 14:02:02
E.SUN FHC,on behalf of its subsidiary,E.SUN Bank, announces the Ex-dividend record date for earnings distribution of year 2023.	2024/04/19 14:02:36
E.SUN FHC, on behalf of its subsidiary E.SUN Bank, announces the capital raising from retained earning approved by the board.	2024/04/19 14:03:07
E.SUN FHC, on behalf of its subsidiary,E.SUN Securities,announces 2023 ex-dividend record date of cash dividend for earning distribution.	2024/04/17 14:55:59

Corporate Action

Year	Shareholders' meeting date	Period	Cash dividends	Stock dividends
2023	2024/06/14	2023	1.20000	0.20000
2022	2023/06/09	2022	0.20000	0.40000
2021	2022/06/17	2021	0.67000	0.67000
2020	2021/06/11	2020	0.61000	0.61000
2019	2020/06/12	2019	0.79100	0.79700