

ISIN Code: **TW0002613007**

Shipping and Transportation

25.0 ▲ **2.25** High 25.0 | Low 22.95 **【+/-/X represent Up/Down/Not compared】**

Company Information

Company Name	CHINA CONTAINER TERMINAL CORP
Spokesman	LIU, CHIA-CHENG
Website	http://www.cctcorp.com.tw
Capital	NT 1,484,234,580
Main Business	1. Marine and inland container terminal. 2 Container repair and maintenance. 3 General taxed and bonded warehouse. 4 Cargo's palletization. 5 Lease, repair and maintenance for container handling equipment. 6 Agents for sale, maintain and repair both local and foreign made container handling equipment. 7 Consultant and software service for automatic container terminal management system. 8. Vessel loading and unloading service 9 Warehousing 10 logistic service
Listing Date	1995/01/20
Industry	Shipping and Transportation

Price and Trade Information

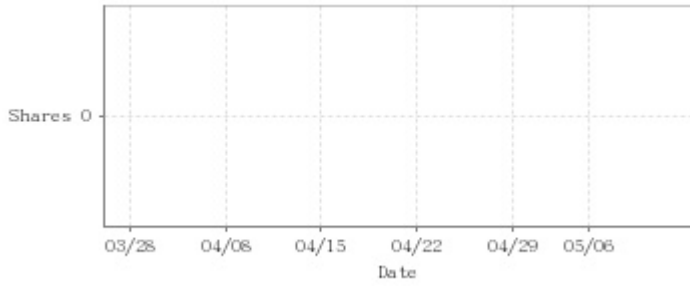
Closing Price



Date	Closing Price	Trade Volume	Date	Closing Price	Trade Volume	Date	Closing Price	Trade Volume
5/10	25.0	5,476,938	4/25	22.0	93,055	4/11	21.95	103,690
5/9	22.75	292,592	4/24	22.0	394,234	4/10	22.05	167,075
5/8	22.65	1,331,618	4/23	21.75	292,322	4/9	22.05	120,791
5/7	22.75	288,229	4/22	22.4	1,129,123	4/8	22.05	164,489
5/6	22.55	280,833	4/19	21.45	211,110	4/3	21.95	21,882
5/3	22.35	413,071	4/18	21.6	101,126	4/2	22.05	48,873
5/2	22.65	260,768	4/17	21.75	82,069	4/1	22.05	52,249
4/30	22.7	271,161	4/16	21.8	103,016	3/29	22.3	430,839
4/29	23.15	956,787	4/15	21.85	61,821	3/28	21.9	76,509
4/26	22.5	437,258	4/12	21.9	43,349	3/27	22.1	150,924

Historical Trading Information

Securities Investment Trust Companies



Foreign Investors



Dealers

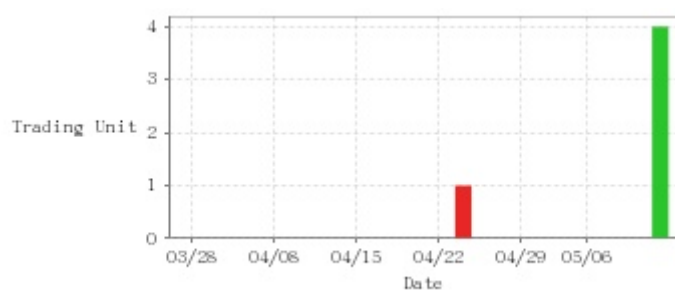


Date	Securities Investment Trust Companies Difference(+)/(-)	Dealers Difference(+)/(-)	Foreign Investors Difference(+)/(-)	Date	Securities Investment Trust Companies Difference(+)/(-)	Dealers Difference(+)/(-)	Foreign Investors Difference(+)/(-)
5/10	0	-1,000	+286,000	4/18	0	0	-8,000
5/9	0	0	+86,000	4/17	0	0	-15,000
5/8	0	-3,000	-94,000	4/16	0	0	-8,000
5/7	0	-4,000	+55,000	4/15	0	0	-2,000
5/6	0	+1,000	-3,000	4/12	0	+2,000	-4,000
5/3	0	0	+40,000	4/11	0	0	+11,000
5/2	0	+2,000	+7,000	4/10	0	0	+3,000
4/30	0	0	-5,000	4/9	0	0	+11,000
4/29	0	+2,000	+56,000	4/8	0	+7,000	-10,000
4/26	0	0	+62,000	4/3	0	+1,000	-2,000
4/25	0	0	+13,000	4/2	0	-5,000	-11,000
4/24	0	+4,000	-42,000	4/1	0	0	-17,000
4/23	0	+1,000	+7,000	3/29	0	-93,000	-16,000
4/22	0	-2,000	-78,000	3/28	0	0	+14,000
4/19	0	-1,000	-26,000	3/27	0	+42,000	+41,000

Purchase on Margin



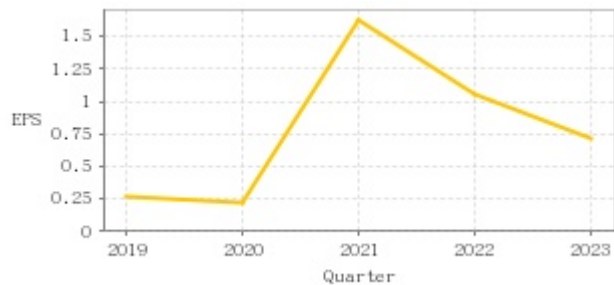
Short Sale



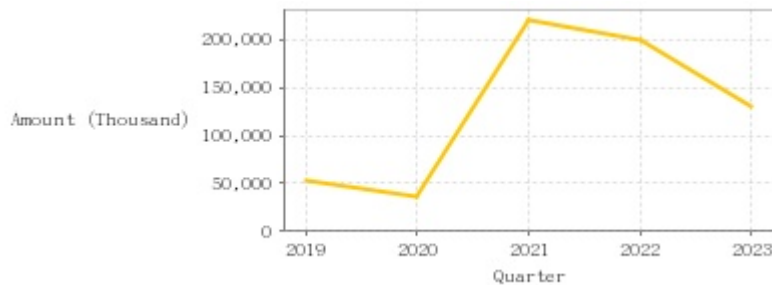
Date	Purchase on Margin	Short Sale	Date	Purchase on Margin	Short Sale	Date	Purchase on Margin	Short Sale
5/10	+69	+4	4/25	-1	0	4/11	-2	0
5/9	-31	0	4/24	-85	0	4/10	-69	0
5/8	+82	0	4/23	-6	+1	4/9	+1	0
5/7	-30	0	4/22	+139	0	4/8	+1	0
5/6	-20	0	4/19	+4	0	4/3	-6	0
5/3	+23	0	4/18	-1	0	4/2	-5	0
5/2	+19	0	4/17	-14	0	4/1	+3	0
4/30	-32	0	4/16	+1	0	3/29	+7	0
4/29	+110	0	4/15	-1	0	3/28	-2	0
4/26	+9	0	4/12	-8	0	3/27	-10	0

Company Financials

EPS

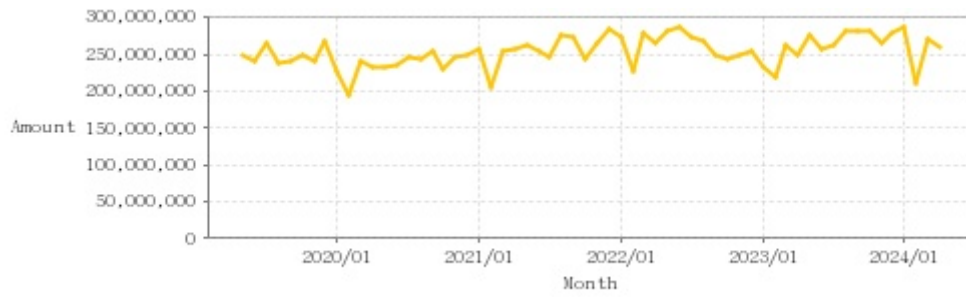


Income from continuing operations before tax



Quarter	Jan-Mar		Jan-Jun		Jan-Sep		Jan-Dec	
	EPS	Income from continuing operations before tax (Thousand)	EPS	Income from continuing operations before tax (Thousand)	EPS	Income from continuing operations before tax (Thousand)	EPS	Income from continuing operations before tax (Thousand)
2023	-0.23	-29,465	0.06	12,983	0.35	63,822	0.71	130,940
2022	0.21	37,337	0.71	136,966	0.86	168,464	1.05	199,358
2021	0.03	7,102	0.40	69,990	0.85	148,485	1.63	220,484
2020	-0.12	-16,706	-0.21	-28,984	0.04	4,086	0.23	35,804
2019	-0.19	-20,206	-0.07	-4,384	0.11	23,633	0.27	52,664

Monthly Revenue



Monthly	Monthly Revenue	Monthly	Monthly Revenue	Monthly	Monthly Revenue	Monthly	Monthly Revenue	Monthly	Monthly Revenue
2024/04	260,197,000	2023/04	247,929,000	2022/04	265,576,000	2021/04	255,825,000	2020/04	231,528,000
2024/03	269,449,000	2023/03	262,979,000	2022/03	279,685,000	2021/03	255,735,000	2020/03	240,385,000
2024/02	212,168,000	2023/02	219,171,000	2022/02	226,913,000	2021/02	206,192,000	2020/02	194,646,000
2024/01	287,093,000	2023/01	232,724,000	2022/01	273,339,000	2021/01	256,540,000	2020/01	226,563,000
2023/12	278,303,000	2022/12	254,548,000	2021/12	284,665,000	2020/12	248,523,000	2019/12	267,132,000
2023/11	264,582,000	2022/11	248,371,000	2021/11	266,464,000	2020/11	245,655,000	2019/11	240,351,000
2023/10	282,620,000	2022/10	243,670,000	2021/10	244,078,000	2020/10	228,652,000	2019/10	248,972,000
2023/09	280,727,000	2022/09	249,353,000	2021/09	273,886,000	2020/09	254,887,000	2019/09	240,377,000
2023/08	282,325,000	2022/08	269,207,000	2021/08	275,229,000	2020/08	244,465,000	2019/08	237,829,000
2023/07	263,710,000	2022/07	273,017,000	2021/07	247,604,000	2020/07	247,525,000	2019/07	265,924,000
2023/06	257,901,000	2022/06	287,680,000	2021/06	253,158,000	2020/06	236,150,000	2019/06	241,405,000
2023/05	275,345,000	2022/05	281,268,000	2021/05	263,815,000	2020/05	231,514,000	2019/05	250,127,000

PE ratio



Date	PE ratio	Date	PE ratio	Date	PE ratio
5/10	35.21	4/25	30.99	4/11	30.92
5/9	32.04	4/24	30.99	4/10	31.06
5/8	31.90	4/23	30.63	4/9	31.06
5/7	32.04	4/22	31.55	4/8	31.06
5/6	31.76	4/19	30.21	4/3	30.92
5/3	31.48	4/18	30.42	4/2	31.06
5/2	31.90	4/17	30.63	4/1	31.06
4/30	31.97	4/16	30.70	3/29	31.41
4/29	32.61	4/15	30.77	3/28	30.85
4/26	31.69	4/12	30.85	3/27	31.13

Announcements

(Please refer to [mops](#) for the most updated information)

Subject	Date
▶ Announcement of the board of directors meeting date for the 2024 Q1 consolidated financial report	2024/05/03 15:55:24
▶ The Board of Directors announced Consolidated Financial Statements of 2023	2024/02/26 14:27:40
▶ Resolution by the board of directors to distribute dividends.	2024/02/26 15:02:46
▶ The Company's Board of Directors resolved to convene the 2024 Annual General Shareholders Meeting	2024/02/26 15:14:56
▶ Announcement the ex dividend record date of cash dividends.	2024/02/26 15:15:12

Corporate Action

Year	Shareholders' meeting date	Period	Cash dividends	Stock dividends
2023	-	2023	0.60000	0.00000
2022	-	2022	1.05000	0.00000
2021	-	2021	1.65000	0.00000
2020	-	2020	0.20000	0.00000
2019	-	2019	0.17000	0.00000